



**NEW HAMPSHIRE LOTTERY COMMISSION
INVESTIGATION & COMPLIANCE DIVISION**

GAMES OF CHANCE & HISTORIC HORSE RACING MARKET TRENDS REPORT

**SEP
2022**

GOC STATE REVENUE

LICENSED GAME OPERATOR EMPLOYERS

GAMING LOCATION	CHIPS W/ NO VALUE	CHIPS W/ VALUE WITH RAKE	CHIPS W/ VALUE WITHOUT RAKE
Casablanca Casino, LLC	\$1,012.20	\$1,532.30	\$3,423.20
Concord Bingo Too, LLC	\$0.00	\$1,423.20	\$16,463.00
Dover Gaming, LLC	\$1,928.34	\$5,088.30	\$10,264.00
EESKAY NH, LLC	\$0.00	\$36,745.10	\$60,443.40
Granite State Poker Alliance, LLC	\$6,346.68	\$15,122.50	\$54,825.40
HBC Gaming, LLC	\$0.00	\$0.00	\$1,564.80
Kymalimi, LLC	\$0.00	\$47,720.10	\$43,202.50
Lebanon Poker Room & Casino, LLC	\$1,096.80	\$2,111.60	\$8,037.40
NHCG, LLC - The Lucky Moose	\$0.00	\$0.00	\$29,546.60
NHCG, LLC - The River Casino	\$0.00	\$568.70	\$21,674.35
Northwoods Casino, LLC	\$510.30	\$330.90	\$1,873.40
Oceanfront Gaming, Inc.	\$0.00	\$573.60	\$16,404.95
RMH NH, LLC	\$0.00	\$20,221.90	\$63,549.00
Win Win Win, LLC	\$432.57	\$25.00	\$9,124.50
MONTHLY TOTAL	\$11,326.89	\$131,463.20	\$340,396.50

GOC MONTHLY COMPARISON

STATE REVENUE & CHARITY ALLOCATION

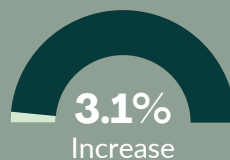
STATE REVENUE

August '22 - \$468,585.99
September '22 - \$483,186.59



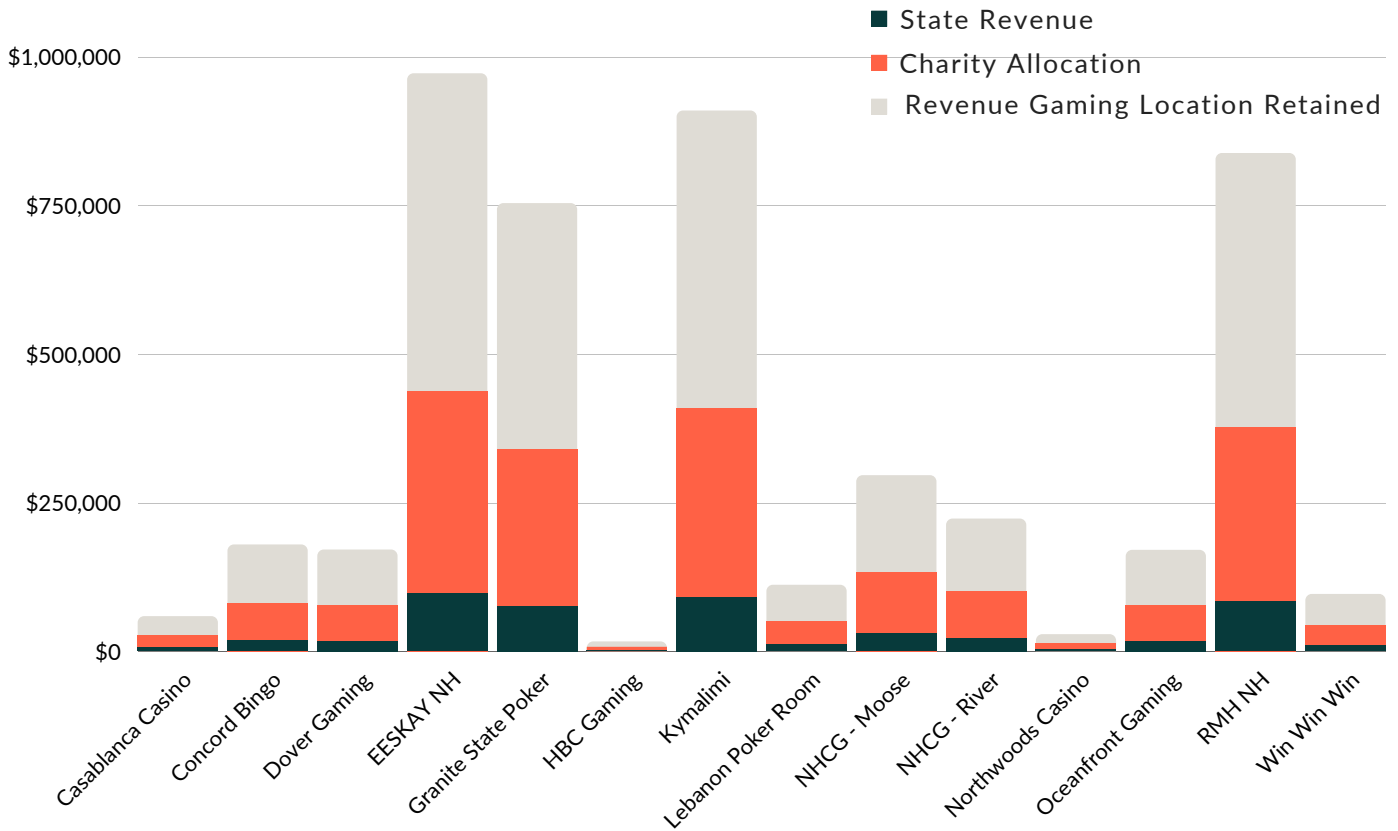
CHARITY ALLOCATION

August '22 - \$1,634,652.87
September '22 - \$1,686,081.69



**OVERALL
3.1%
INCREASE**

GOC GAMING LOCATION BREAKDOWN



GAMING LOCATION	TOTAL STATE REVENUE	TOTAL CHARITY ALLOCATION	TOTAL REVENUE AFTER PRIZES
Casablanca Casino, LLC	\$5,967.70	\$20,366.85	\$58,191.00
Concord Bingo Too, LLC	\$17,886.20	\$62,601.70	\$178,862.00
Dover Gaming, LLC	\$17,280.64	\$59,615.85	\$170,331.00
EESKAY NH, LLC	\$97,188.50	\$340,159.75	\$971,885.00
Granite State Poker Alliance, LLC	\$76,294.58	\$263,684.75	\$735,385.00
HBC Gaming, LLC	\$1,564.80	\$5,476.81	\$15,648.00
Kymalimi, LLC	\$90,922.60	\$318,229.11	\$909,226.00
Lebanon Poker Room & Casino, LLC	\$11,245.80	\$38,853.50	\$111,010.00
NHCG, LLC - The Lucky Moose	\$29,546.60	\$103,413.11	\$295,466.00
NHCG, LLC - The River Casino	\$22,243.05	\$77,850.68	\$222,430.50
Northwoods Casino, LLC	\$2,714.60	\$9,754.15	\$27,869.00
Oceanfront Gaming, Inc.	\$16,978.55	\$59,424.99	\$169,785.50
RMH NH, LLC	\$83,770.90	\$293,198.14	\$837,708.99
Win Win Win, LLC	\$9,582.07	\$33,452.30	\$95,578.00
MONTHLY TOTAL	\$483,186.59	\$1,686,081.69	\$4,817,375.99

GOC MONTHLY COMPARISON

TOURNAMENTS, CASH POKER, TABLE GAMES, ETC.

Tournaments (Before Prizes Paid)

August '22
\$398,608.00

September '22
\$377,563.00



Decreased by
5.3%

Games With Rake (Cash Poker)

August '22
\$1,319,182.00

September '22
\$1,314,632.00



Decreased by
0.3%

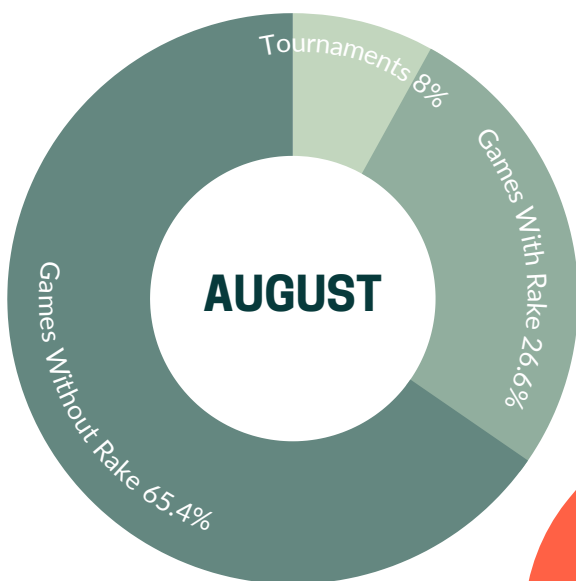
Games Without Rake (Table Games, Roulette, Etc.)

August '22
\$3,247,095.51

September '22
\$3,403,964.99



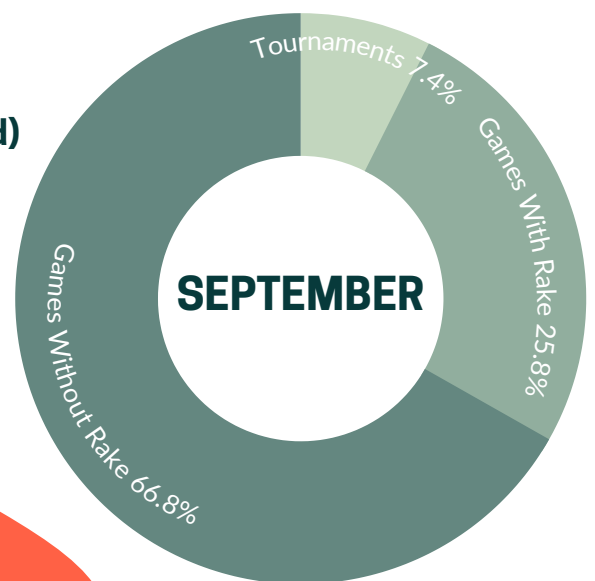
Increased by
4.8%



Total Revenue From Games (Before Prizes Paid)

August '22
\$4,964,885.51

September '22
\$5,096,159.99



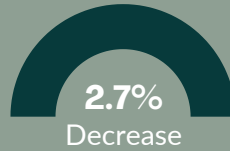
**OVERALL
2.6%
INCREASE**

HHR MONTHLY COMPARISON

STATE REVENUE, BREAKAGE, CHARITY ALLOCATION, ETC.

STATE REVENUE

August '22 - \$438,219.07
September '22 - \$426,253.35



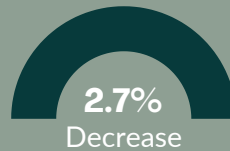
BREAKAGE

August '22 - \$11,468.19
September '22 - \$11,087.35



CHARITY ALLOCATION

August '22 - \$235,964.14
September '22 - \$229,521.06



HANDLE

August '22 - \$30,261,995.52
September '22 - \$29,787,941.82



COMMISSION

August '22 - \$2,696,732.74
September '22 - \$2,623,097.54



**OVERALL
1.7%
DECREASE**

DISCLAIMER

Any Games of Chance/Historic Horse Racing Monthly Financial Reports and or State Revenue Invoices that are late and have not been submitted to the NH Lottery Commission Investigation & Compliance Division, are not calculated into these amounts or graphs shown.