



**NEW HAMPSHIRE LOTTERY COMMISSION
INVESTIGATION & COMPLIANCE DIVISION**

GAMES OF CHANCE & HISTORIC HORSE RACING MARKET TRENDS REPORT

**OCT
2022**

GOC STATE REVENUE

LICENSED GAME OPERATOR EMPLOYERS

GAMING LOCATION	CHIPS W/ NO VALUE	CHIPS W/ VALUE WITH RAKE	CHIPS W/ VALUE WITHOUT RAKE
Casablanca Casino, LLC	\$932.70	\$1,404.70	\$4,916.70
Concord Bingo Too, LLC	\$0.00	\$1,571.55	\$16,712.85
Dover Gaming, LLC	\$1,864.26	\$5,769.70	\$8,858.70
EESKAY NH, LLC	\$0.00	\$37,636.60	\$57,487.50
Granite State Poker Alliance, LLC	\$6,242.43	\$15,515.60	\$45,406.60
HBC Gaming, LLC	CLOSED	SEASONAL	LOCATION
Kymalimi, LLC	\$0.00	\$43,627.80	\$45,679.45
Lebanon Poker Room & Casino, LLC	\$812.10	\$2,004.40	\$5,925.40
NHCG, LLC - The Lucky Moose	\$0.00	\$0.00	\$34,520.85
NHCG, LLC - The River Casino	\$0.00	\$781.50	\$26,757.75
Northwoods Casino, LLC	\$509.40	\$389.30	\$1,372.10
Oceanfront Gaming, Inc.	\$0.00	\$272.90	\$11,125.55
RMH NH, LLC	\$0.00	\$20,239.80	\$54,375.45
Win Win Win, LLC	\$400.14	\$0.00	\$9,084.60
MONTHLY TOTAL	\$10,761.03	\$129,213.85	\$322,223.50

GOC MONTHLY COMPARISON

STATE REVENUE & CHARITY ALLOCATION

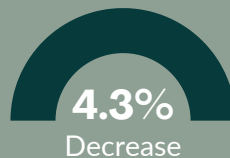
STATE REVENUE

September '22 - \$483,186.59
October '22 - \$462,198.38



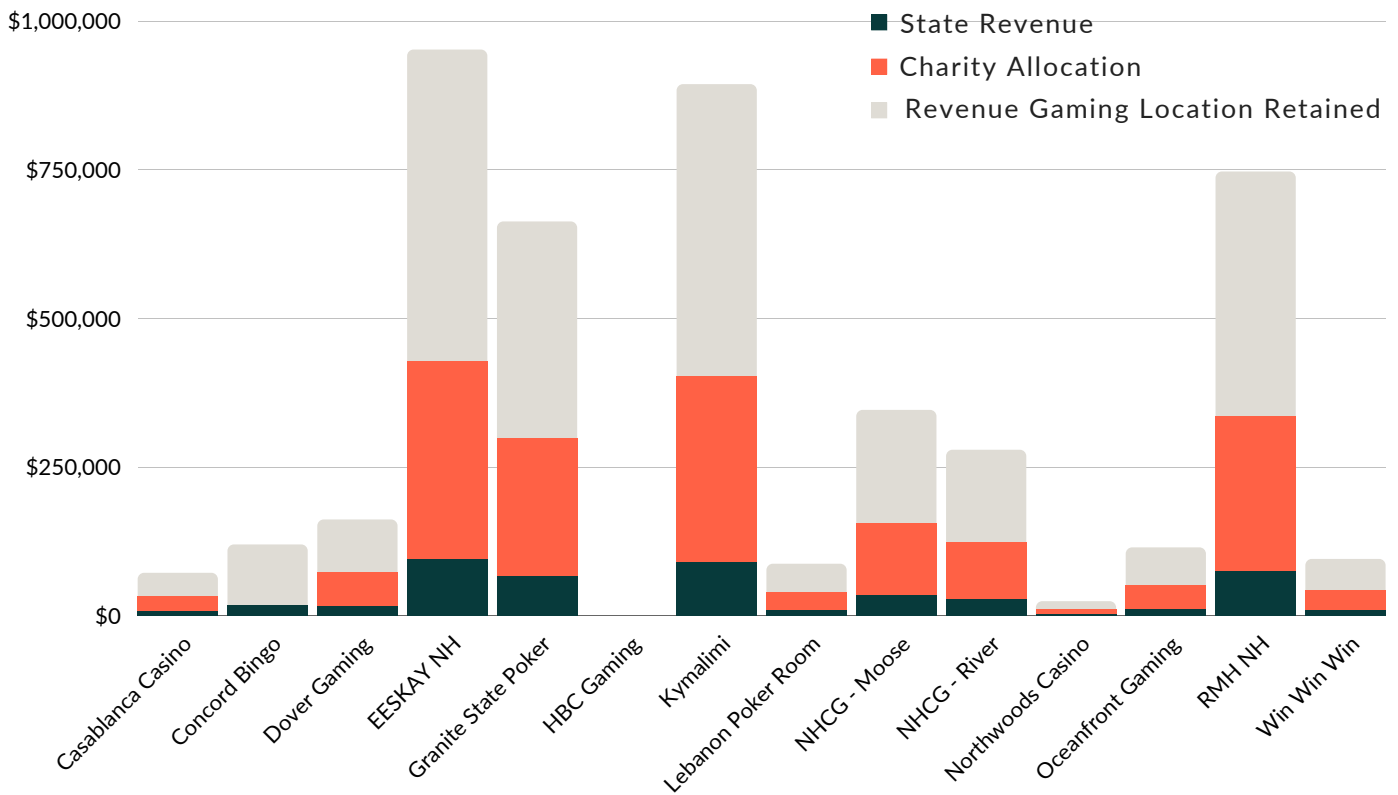
CHARITY ALLOCATION

September '22 - \$1,686,081.69
October '22 - \$1,612,985.89



**OVERALL
4.3%
DECREASE**

GOC GAMING LOCATION BREAKDOWN



GAMING LOCATION	TOTAL STATE REVENUE	TOTAL CHARITY ALLOCATION	TOTAL REVENUE AFTER PRIZES
Casablanca Casino, LLC	\$7,254.10	\$24,928.40	\$71,224.00
Concord Bingo Too, LLC	\$18,284.40	\$63,995.42	\$182,844.00
Dover Gaming, LLC	\$16,492.66	\$56,949.90	\$160,921.00
EESKAY NH, LLC	\$95,124.10	\$332,934.35	\$951,241.00
Granite State Poker Alliance, LLC	\$67,164.63	\$231,751.10	\$662,146.00
HBC Gaming, LLC	CLOSED	SEASONAL	LOCATION
Kymalimi, LLC	\$89,307.25	\$312,575.39	\$893,072.50
Lebanon Poker Room & Casino, LLC	\$8,741.90	\$30,270.80	\$86,488.00
NHCG, LLC - The Lucky Moose	\$34,520.85	\$120,823.04	\$345,208.50
NHCG, LLC - The River Casino	\$27,539.25	\$96,387.38	\$278,175.50
Northwoods Casino, LLC	\$2,270.80	\$8,227.10	\$23,506.00
Oceanfront Gaming, Inc.	\$11,398.45	\$39,894.66	\$113,984.50
RMH NH, LLC	\$74,615.25	\$261,153.40	\$746,152.48
Win Win Win, LLC	\$9,484.74	\$33,094.95	\$94,557.00
MONTHLY TOTAL	\$462,198.38	\$1,612,985.89	\$4,609,520.48

GOC MONTHLY COMPARISON

TOURNAMENTS, CASH POKER, TABLE GAMES, ETC.

Tournaments (Before Prizes Paid)

September '22
\$377,563.00

October '22
\$358,701.00



Decrease
5%

Games With Rake (Cash Poker)

September '22
\$1,314,632.00

October '22
\$1,292,138.50



Decrease
1.7%

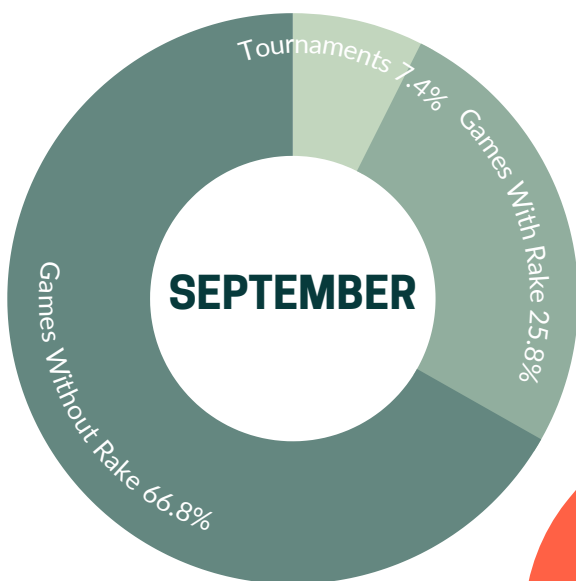
Games Without Rake (Table Games, Roulette, Etc.)

September '22
\$3,403,964.99

October '22
\$3,222,234.98



Decrease
5.3%



Total Revenue From Games (Before Prizes Paid)

September '22
\$5,096,159.99

October '22
\$4,873,074.48



**OVERALL
4.4%
DECREASE**

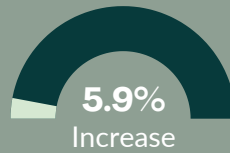
HHR MONTHLY COMPARISON

STATE REVENUE, BREAKAGE, CHARITY ALLOCATION, ETC.

STATE REVENUE

September '22 - \$426,253.35

October '22 - \$451,372.77



BREAKAGE

September '22 - \$11,087.35

October '22 - \$11,254.28



CHARITY ALLOCATION

September '22 - \$229,521.06

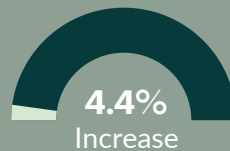
October '22 - \$243,046.86



HANDLE

September '22 - \$29,787,941.82

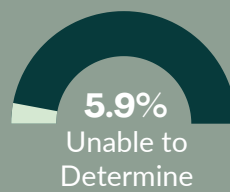
October '22 - \$31,097,583.56



COMMISSION

September '22 - \$2,623,097.54

October '22 - \$2,777,678.61



**OVERALL
4.7%
INCREASE**

DISCLAIMER

Any Games of Chance/Historic Horse Racing Monthly Financial Reports and or State Revenue Invoices that are late and have not been submitted to the NH Lottery Commission Investigation & Compliance Division, are not calculated into these amounts or graphs shown.