



**NEW HAMPSHIRE LOTTERY COMMISSION
INVESTIGATION & COMPLIANCE DIVISION**

GAMES OF CHANCE & HISTORIC HORSE RACING MARKET TRENDS REPORT

JUN

2022

GOC STATE REVENUE

LICENSED GAME OPERATOR EMPLOYERS

GAMING LOCATION	CHIPS W/ NO VALUE	CHIPS W/ VALUE WITH RAKE	CHIPS W/ VALUE WITHOUT RAKE
Casablanca Casino, LLC	\$1,270.80	\$1,704.10	\$4,354.95
Concord Bingo Too, LLC	\$112.80	\$1,329.50	\$14,240.65
Dover Gaming, LLC	\$1,527.00	\$4,148.40	\$7,892.60
EESKAY NH, LLC	\$0.00	\$35,263.40	\$48,013.60
Emerald Gaming, LLC	\$0.00	\$172.90	\$1,711.75
Granite State Poker Alliance, LLC	\$6,303.30	\$13,738.30	\$43,867.90
HBC Gaming, LLC	\$0.00	\$602.90	\$2,759.55
Kymalimi, LLC	\$0.00	\$51,390.00	\$43,708.90
Lebanon Poker Room & Casino, LLC	\$875.40	\$2,960.30	\$5,028.05
NHCG, LLC - The Lucky Moose	\$0.00	\$0.00	\$25,742.20
NHCG, LLC - The River Casino	\$0.00	\$145.30	\$19,916.40
Northwoods Casino, LLC	\$581.40	\$214.30	\$1,716.80
Oceanfront Gaming, Inc.	\$0.00	\$448.10	\$13,415.05
RMH NH, LLC	\$0.00	\$19,947.60	\$44,245.48
Win Win Win, LLC	\$403.08	\$67.20	\$6,800.90
MONTHLY TOTAL	\$11,073.78	\$132,132.30	\$283,414.78

MONTHLY COMPARISON

GOC STATE REVENUE & CHARITY ALLOCATION

STATE REVENUE

May '22 - \$449,530.70
June '22 - \$426,620.86

5.1%
Decrease

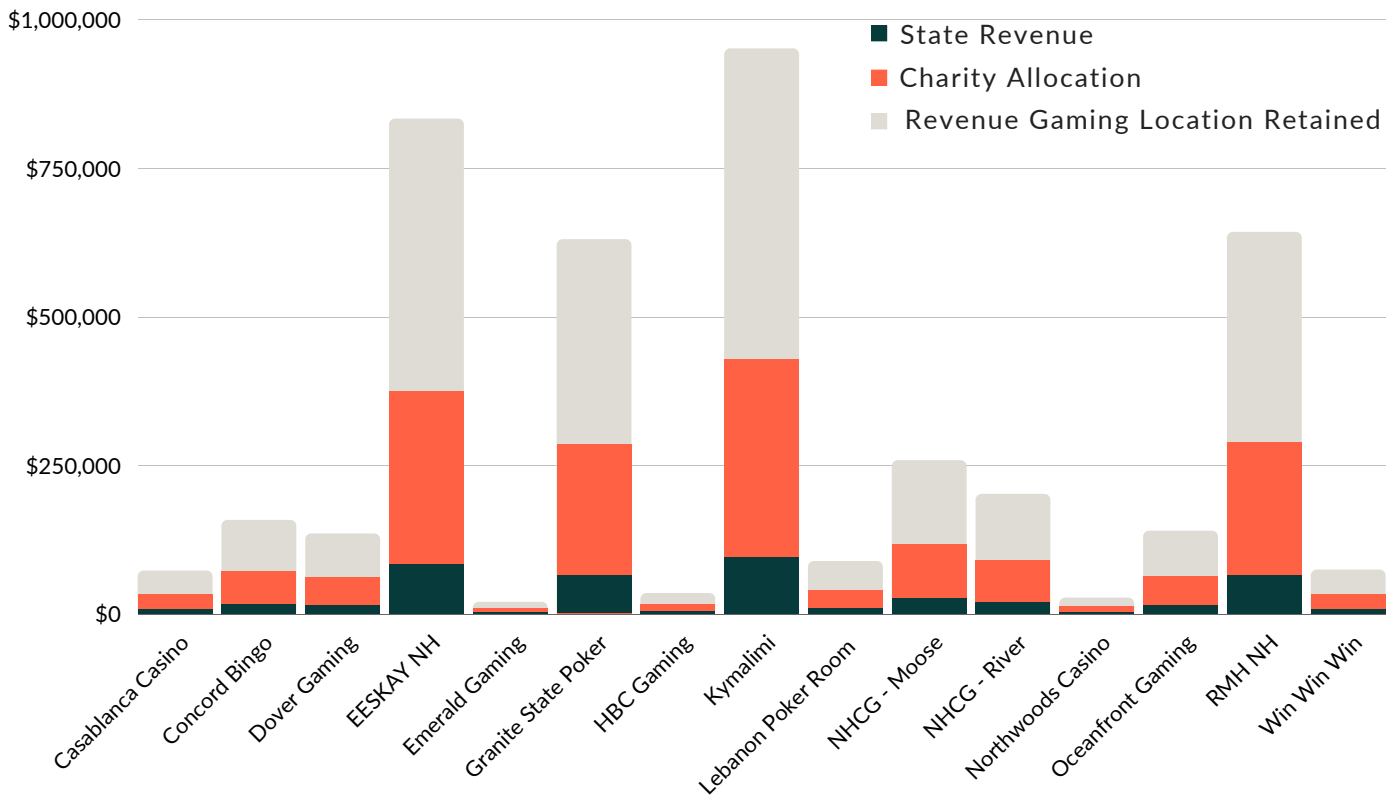
CHARITY ALLOCATION

May '22 - \$1,566,548.13
June '22 - \$1,488,681.34

4.9%
Decrease

OVERALL
4.9%
DECREASE

GOC GAMING LOCATION BREAKDOWN



GAMING LOCATION	TOTAL STATE REVENUE	TOTAL CHARITY ALLOCATION	TOTAL REVENUE AFTER PRIZES
Casablanca Casino, LLC	\$7,329.85	\$25,011.88	\$71,462.50
Concord Bingo Too, LLC	\$15,682.95	\$54,876.33	\$156,789.50
Dover Gaming, LLC	\$13,568.00	\$46,899.30	\$133,998
EESKAY NH, LLC	\$83,277.00	\$291,469.50	\$832,770.00
Emerald Gaming, LLC	\$1,884.65	\$6,596.28	\$18,846.50
Granite State Poker Alliance, LLC	\$63,909.50	\$220,373.30	\$629,638.00
HBC Gaming, LLC	\$3,362.45	\$11,768.58	\$33,624.50
Kymalimi, LLC	\$95,098.90	\$332,846.16	\$950,989.00
Lebanon Poker Room & Casino, LLC	\$8,863.75	\$30,640.23	\$87,543.50
NHCG, LLC - The Lucky Moose	\$25,742.20	\$90,097.71	\$257,422.00
NHCG, LLC - The River Casino	\$20,061.70	\$70,215.96	\$200,617.00
Northwoods Casino, LLC	\$2,512.50	\$9,067.45	\$25,907.00
Oceanfront Gaming, Inc.	\$13,863.15	\$48,521.11	\$138,631.50
RMH NH, LLC	\$64,193.08	\$224,675.80	\$641,930.81
Win Win Win, LLC	\$7,271.18	\$25,621.75	\$73,205.00
MONTHLY TOTAL	\$426,620.86	\$1,488,681.34	\$4,253,374.81

MONTHLY COMPARISON

TOURNAMENTS, CASH POKER, TABLE GAMES, ETC.

Tournaments (Before Prizes Paid)

May '22
\$460,425.00

June '22
\$369,126.00



Decreased by
19.82%

Games With Rake (Cash Poker)

May '22
\$1,391,860.00

June '22
\$1,321,323.00



Decreased by
5.06%

Games Without Rake (Table Games, Roulette, Etc.)

May '22
\$2,965,319.52

June '22
\$2,834,147.81



Decreased by
4.42%

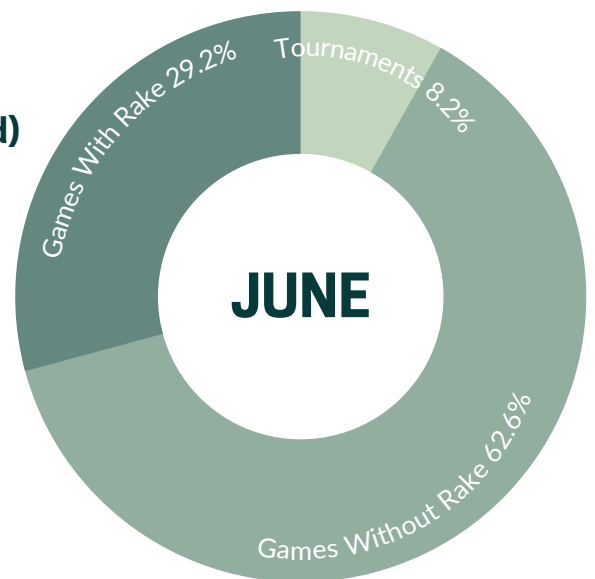


Total Revenue From Games (Before Prizes Paid)

May '22
\$4,817,604.52

June '22
\$4,524,596.81

Overall
decrease
of 6.08%.

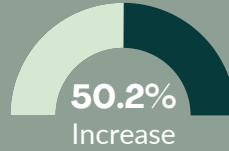


MONTHLY COMPARISON

HHR STATE REVENUE, BREAKAGE, CHARITY ALLOCATION, ETC.

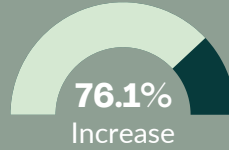
STATE REVENUE

May '22 - \$151,532.72
June '22 - \$227,645.00



BREAKAGE

May '22 - \$4,001.38
June '22 - \$7,048.04



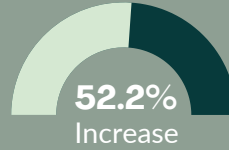
CHARITY ALLOCATION

May '22 - \$81,594.54
June '22 - \$122,578.10



HANDLE

May '22 - \$10,715,886.82
June '22 - \$16,316,431.59



COMMISSION

May '22 - \$932,509.05
June '22 - \$1,400,892.33



OVERALL
52.1%
INCREASE

DISCLAIMER

Any Games of Chance/Historic Horse Racing Monthly Financial Reports and or State Revenue Invoices that are late and have not been submitted to the NH Lottery Commission Investigation & Compliance Division, are not calculated into these amounts or graphs shown.