



**NEW HAMPSHIRE LOTTERY COMMISSION
INVESTIGATION & COMPLIANCE DIVISION**

GAMES OF CHANCE & HISTORIC HORSE RACING MARKET TRENDS REPORT

**JUL
2022**

GOC STATE REVENUE

LICENSED GAME OPERATOR EMPLOYERS

GAMING LOCATION	CHIPS W/ NO VALUE	CHIPS W/ VALUE WITH RAKE	CHIPS W/ VALUE WITHOUT RAKE
Casablanca Casino, LLC	\$1,367.40	\$1,485.20	\$2,300.40
Concord Bingo Too, LLC	\$0.00	\$1,876.10	\$22,188.70
Dover Gaming, LLC	\$2,141.82	\$5,532.50	\$8,583.50
EESKAY NH, LLC	\$0.00	\$38,968.20	\$39,080.80
Granite State Poker Alliance, LLC	\$7,419.90	\$16,467.10	\$41,847.30
HBC Gaming, LLC	\$0.00	\$382.40	\$7,392.90
Kymalimi, LLC	\$0.00	\$52,455.70	\$44,936.70
Lebanon Poker Room & Casino, LLC	\$1,078.20	\$2,379.40	\$4,885.00
NHCG, LLC - The Lucky Moose	\$0.00	\$0.00	\$29,093.60
NHCG, LLC - The River Casino	\$0.00	\$270.50	\$22,052.10
Northwoods Casino, LLC	\$497.40	\$364.20	\$1,763.10
Oceanfront Gaming, Inc.	\$0.00	\$764.70	\$22,586.45
RMH NH, LLC	\$0.00	\$20,803.60	\$52,514.22
Win Win Win, LLC	\$446.61	\$93.10	\$6,400.20
MONTHLY TOTAL	\$12,951.33	\$141,842.70	\$305,624.97

GOC MONTHLY COMPARISON

STATE REVENUE & CHARITY ALLOCATION

STATE REVENUE

June '22 - \$426,620.86
July '22 - \$460,419.00



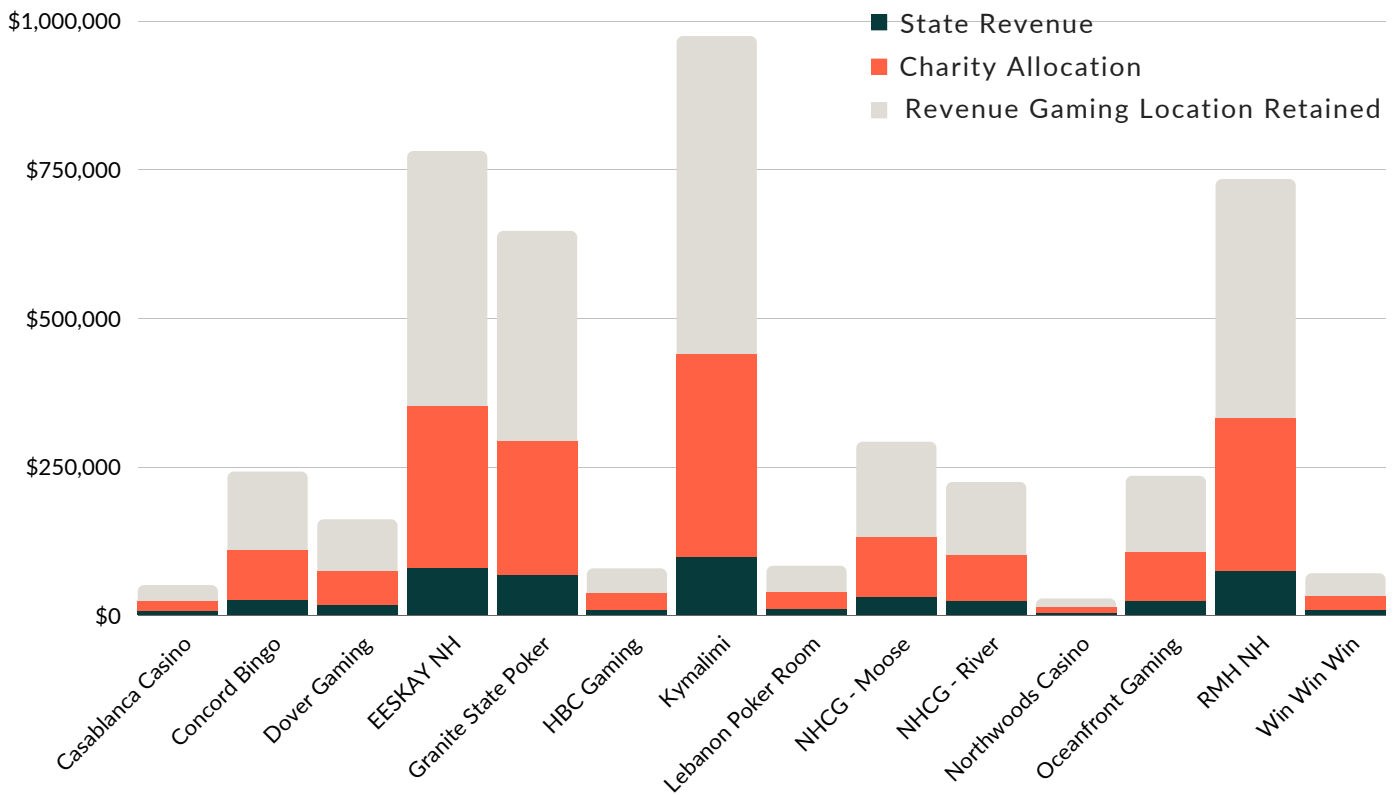
CHARITY ALLOCATION

June '22 - \$1,488,681.34
July '22 - \$1,605,790.62



**OVERALL
7.8%
INCREASE**

GOC GAMING LOCATION BREAKDOWN



GAMING LOCATION	TOTAL STATE REVENUE	TOTAL CHARITY ALLOCATION	TOTAL REVENUE AFTER PRIZES
Casablanca Casino, LLC	\$5,153.00	\$17,333.40	\$49,524.00
Concord Bingo Too, LLC	\$24,064.80	\$84,226.81	\$240,648.00
Dover Gaming, LLC	\$16,257.82	\$56,112.00	\$160,320.00
EESKAY NH, LLC	\$78,049.00	\$273,171.50	\$780,490.00
Granite State Poker Alliance, LLC	\$65,734.30	\$226,057.30	\$645,878.00
HBC Gaming, LLC	\$7,775.30	\$27,213.57	\$77,720.00
Kymalimi, LLC	\$97,392.40	\$340,873.41	\$973,924.00
Lebanon Poker Room & Casino, LLC	\$8,342.60	\$28,736.40	\$82,104.00
NHCG, LLC - The Lucky Moose	\$29,093.60	\$101,827.62	\$290,936.00
NHCG, LLC - The River Casino	\$22,322.60	\$78,129.11	\$223,226.00
Northwoods Casino, LLC	\$2,624.70	\$9,460.15	\$27,029.00
Oceanfront Gaming, Inc.	\$23,351.15	\$81,729.10	\$233,511.50
RMH NH, LLC	\$73,317.82	\$256,612.40	\$733,178.16
Win Win Win, LLC	\$6,939.91	\$24,307.85	\$69,451.00
MONTHLY TOTAL	\$460,419.00	\$1,605,790.62	\$4,587,939.66

GOC MONTHLY COMPARISON

TOURNAMENTS, CASH POKER, TABLE GAMES, ETC.

Tournaments (Before Prizes Paid)

June '22
\$369,126.00

July '22
\$431,711.00



Increased by
16.95%

Games With Rake (Cash Poker)

June '22
\$1,321,323.00

July '22
\$1,418,427.00



Increased by
7.34%

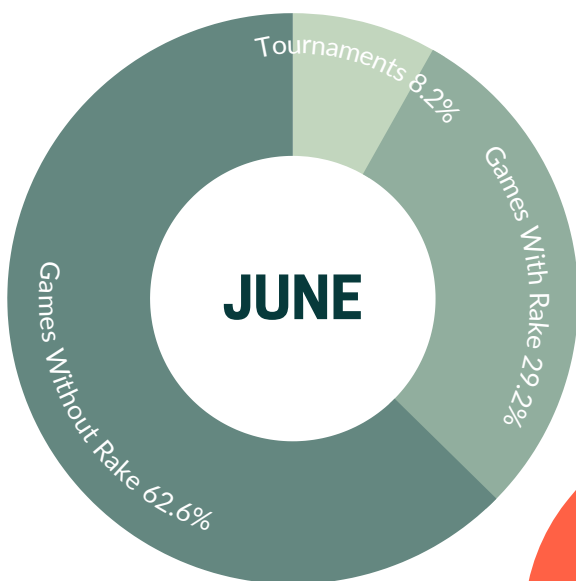
Games Without Rake (Table Games, Roulette, Etc.)

June '22
\$2,834,147.81

July '22
\$3,056,216.66



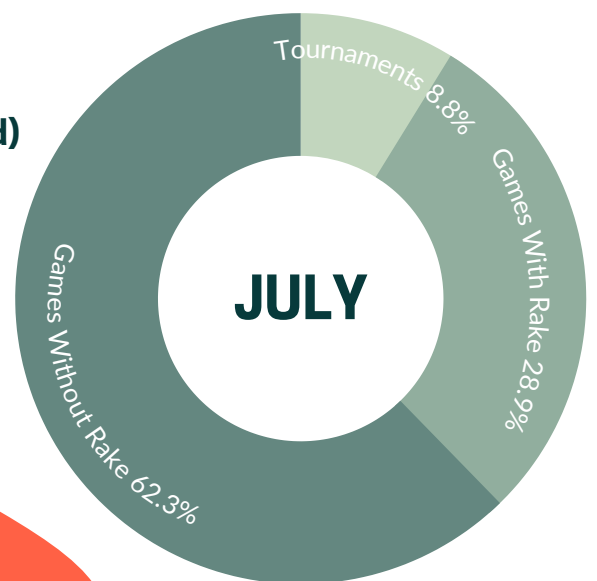
Increased by
7.83%



Total Revenue From Games (Before Prizes Paid)

June '22
\$4,524,596.81

July '22
\$4,906,354.66



**OVERALL
8.4%
INCREASE**

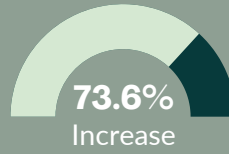
HHR MONTHLY COMPARISON

STATE REVENUE, BREAKAGE, CHARITY ALLOCATION, ETC.

STATE REVENUE

June '22 - \$227,645.00

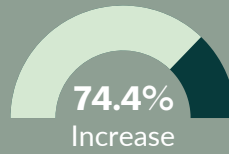
July '22 - \$395,395.40



BREAKAGE

June '22 - \$7,048.04

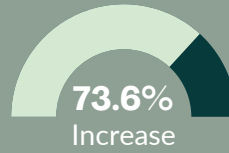
July '22 - \$12,298.67



CHARITY ALLOCATION

June '22 - \$122,578.10

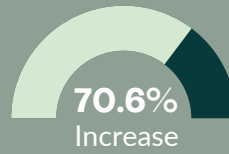
July '22 - \$212,905.22



HANDLE

June '22 - \$16,316,431.59

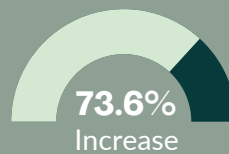
July '22 - \$27,843,925.42



COMMISSION

June '22 - \$1,400,892.33

July '22 - \$2,433,202.48



**OVERALL
70.9%
INCREASE**

DISCLAIMER

Any Games of Chance/Historic Horse Racing Monthly Financial Reports and or State Revenue Invoices that are late and have not been submitted to the NH Lottery Commission Investigation & Compliance Division, are not calculated into these amounts or graphs shown.