



**NEW HAMPSHIRE LOTTERY COMMISSION
INVESTIGATION & COMPLIANCE DIVISION**

GAMES OF CHANCE & HISTORIC HORSE RACING MARKET TRENDS REPORT

**DEC
2022**

GOC STATE REVENUE

LICENSED GAME OPERATOR EMPLOYERS

GAMING LOCATION	CHIPS W/ NO VALUE	CHIPS W/ VALUE WITH RAKE	CHIPS W/ VALUE WITHOUT RAKE
Casablanca Casino, LLC	\$1,080.30	\$1,612.20	\$2,811.10
Concord Bingo Too, LLC	\$0.00	\$1,739.90	\$16,334.75
Dover Gaming, LLC	\$1,431.96	\$5,793.10	\$10,328.80
EESKAY NH, LLC	\$0.00	\$32,138.50	\$50,555.00
Granite State Poker Alliance, LLC	\$5,893.53	\$14,819.90	\$40,551.10
HBC Gaming, LLC	CLOSED	SEASONAL	LOCATION
Kymalimi, LLC	\$0.00	\$41,030.70	\$42,157.55
Lebanon Poker Room & Casino, LLC	\$804.00	\$2,724.10	\$5,214.90
NHCG, LLC - The Lucky Moose	\$0.00	\$0.00	\$34,868.80
NHCG, LLC - The River Casino	\$0.00	\$307.20	\$25,081.75
Northwoods Casino, LLC	\$490.80	\$278.30	\$1,700.50
Oceanfront Gaming, Inc.	\$0.00	\$95.70	\$12,881.75
RMH NH, LLC	\$0.00	\$21,851.60	\$72,273.67
Win Win Win, LLC	\$348.39	\$0.00	\$8,726.90
MONTHLY TOTAL	\$10,048.98	\$122,391.20	\$323,486.57

GOC MONTHLY COMPARISON

STATE REVENUE & CHARITY ALLOCATION

STATE REVENUE

November '22 - \$427,951.40
December '22 - \$455,926.75



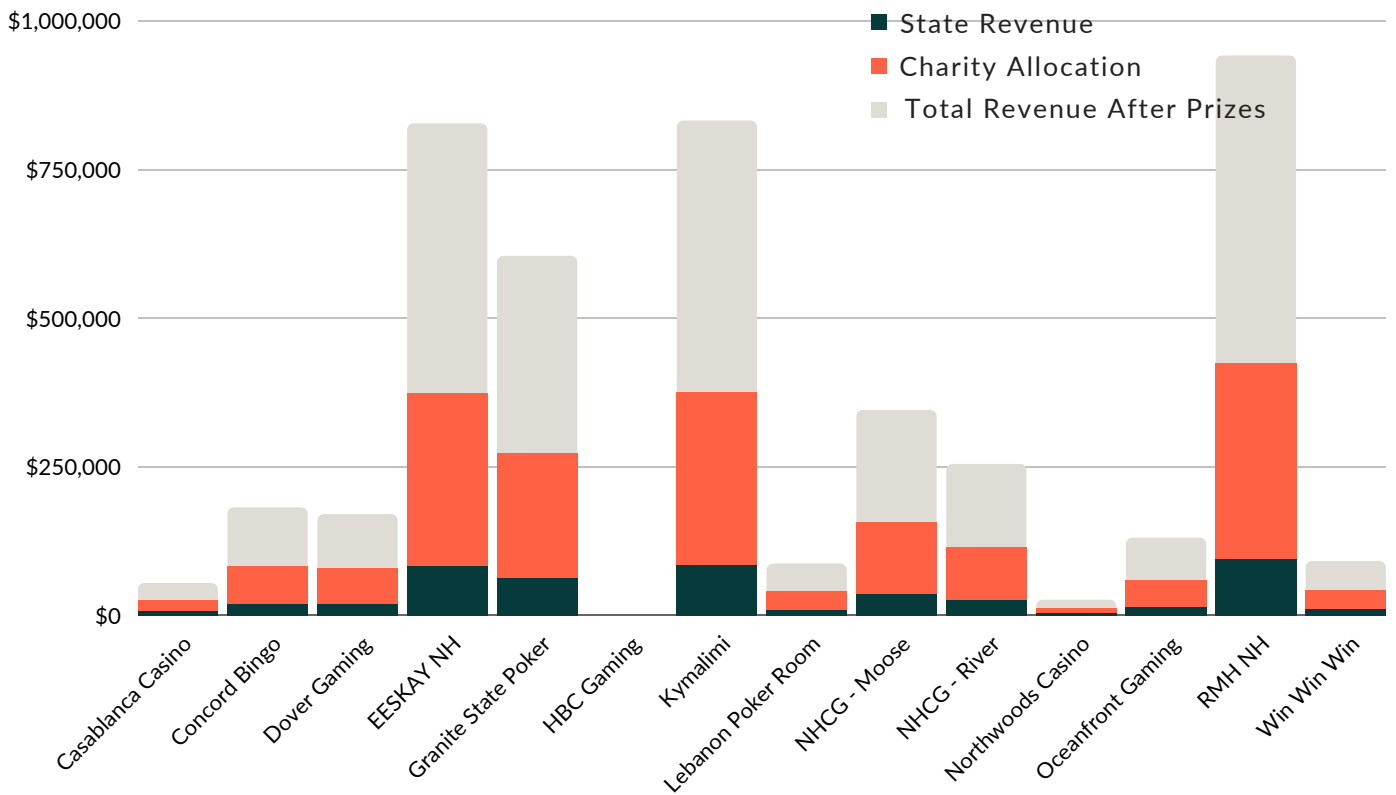
CHARITY ALLOCATION

November '22 - \$1,490,720.16
December '22 - \$1,589,805.31



**OVERALL
6.6%
INCREASE**

GOC GAMING LOCATION BREAKDOWN



GAMING LOCATION	TOTAL STATE REVENUE	TOTAL CHARITY ALLOCATION	TOTAL REVENUE AFTER PRIZES
Casablanca Casino, LLC	\$5,503.60	\$18,719.05	\$53,483.00
Concord Bingo Too, LLC	\$18,074.65	\$63,261.29	\$180,746.50
Dover Gaming, LLC	\$17,553.86	\$60,680.59	\$173,373.00
EESKAY NH, LLC	\$82,693.50	\$289,427.31	\$826,935.00
Granite State Poker Alliance, LLC	\$61,264.53	\$211,447.70	\$604,136.00
HBC Gaming, LLC	CLOSED	SEASONAL	LOCATION
Kymalimi, LLC	\$83,188.25	\$291,158.89	\$831,882.50
Lebanon Poker Room & Casino, LLC	\$8,743.00	\$30,180.50	\$86,230.00
NHCG, LLC - The Lucky Moose	\$34,868.80	\$120,667.30	\$344,763.50
NHCG, LLC - The River Casino	\$25,388.95	\$88,861.33	\$253,889.50
Northwoods Casino, LLC	\$2,469.60	\$8,877.40	\$25,364.00
Oceanfront Gaming, Inc.	\$12,977.45	\$45,421.15	\$129,774.50
RMH NH, LLC	\$94,125.27	\$329,438.40	\$941,252.67
Win Win Win, LLC	\$9,075.29	\$31,662.40	\$90,464.00
MONTHLY TOTAL	\$455,926.75	\$1,589,803.31	\$4,542,294.17

GOC MONTHLY COMPARISON

TOURNAMENTS, CASH POKER, TABLE GAMES, ETC.

Tournaments (Before Prizes Paid)

November '22
\$428,462.00

December '22
\$334,966.00



Decreased by
21.82%

Games With Rake (Cash Poker)

November '22
\$1,169,817.00

December '22
\$1,223,912.00



Increased by
4.6%

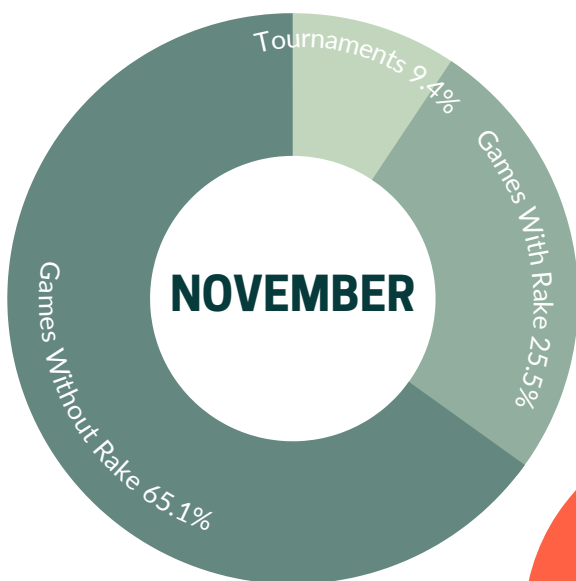
Games Without Rake (Table Games, Roulette, Etc.)

November '22
\$2,980,836.87

December '22
\$3,230,941.17



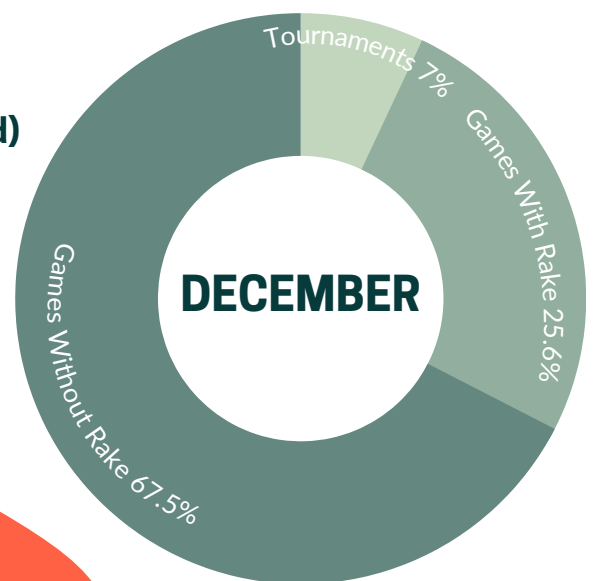
Increased by
8.4%



Total Revenue From Games (Before Prizes Paid)

November '22
\$4,579,115.87

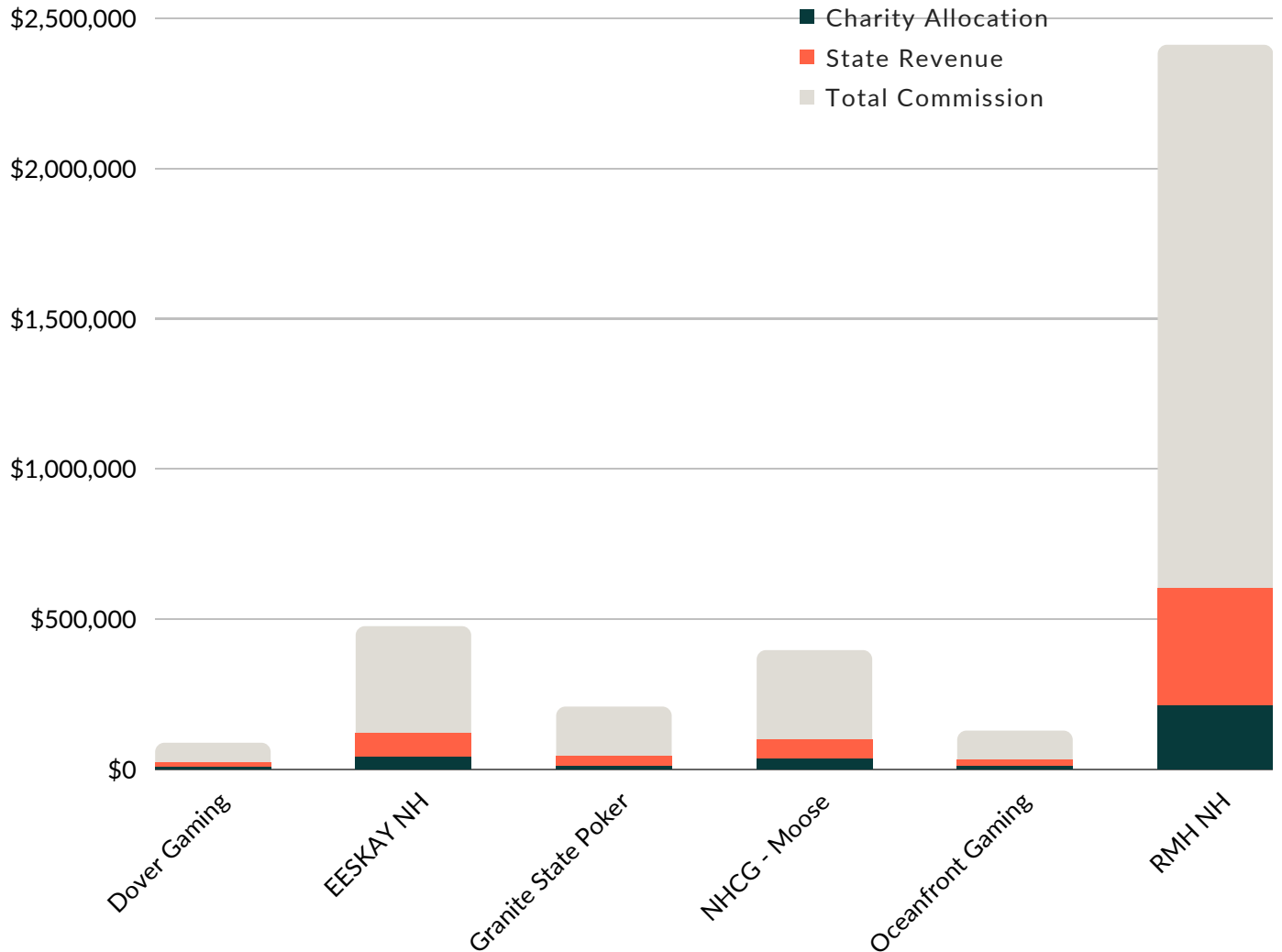
December '22
\$4,789,819.17



**OVERALL
4.6%
INCREASE**

HHR GAMING LOCATION BREAKDOWN

LICENSED GAME OPERATOR EMPLOYERS



GAMING LOCATION	TOTAL HANDLE	TOTAL COMMISSION	TOTAL CHARITY ALLOCATION	TOTAL STATE REVENUE
Dover Gaming, LLC	\$956,957.64	\$86,427.24	\$7,562.38	\$14,044.43
EESKAY NH, LLC	\$4,596,012.80	\$474,506.11	\$41,519.34	\$77,107.24
Granite State Poker Alliance, LLC	\$2,357,717.87	\$206,828.67	\$9,048.75	\$33,609.66
NHCG, LLC - The Lucky Moose	\$4,900,080.10	\$394,741.81	\$34,539.94	\$64,145.54
Oceanfront Gaming, Inc.	\$1,386,171.44	\$126,880.73	\$11,102.00	\$20,618.12
RMH NH, LLC	\$27,303,796.09	\$2,409,939.94	\$210,869.74	\$391,615.24
MONTHLY TOTAL	\$41,500,735.94	\$3,699,324.50	\$314,642.15	\$601,140.23

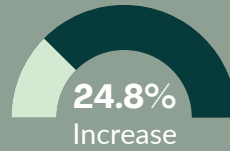
HHR MONTHLY COMPARISON

STATE REVENUE, BREAKAGE, CHARITY ALLOCATION, ETC.

STATE REVENUE

November '22 - \$481,758.24

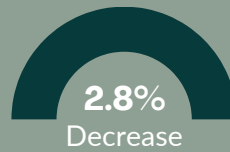
December '22 - \$601,140.23



BREAKAGE

November '22 - \$9,301.25

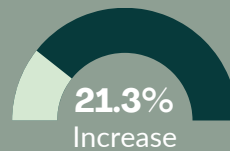
December '22 - \$9,035.31



CHARITY ALLOCATION

November '22 - \$259,408.40

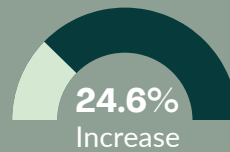
December '22 - \$314,642.15



HANDLE

November '22 - \$33,297,291.79

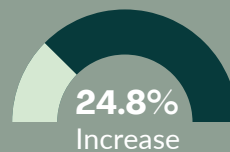
December '22 - \$41,500,735.94



COMMISSION

November '22 - \$2,964,666.10

December '22 - \$3,699,324.50



**OVERALL
24.6%
INCREASE**

DISCLAIMER

Any Games of Chance/Historic Horse Racing Monthly Financial Reports and or State Revenue Invoices that are late and have not been submitted to the NH Lottery Commission Investigation & Compliance Division, are not calculated into these amounts or graphs shown.