



**NEW HAMPSHIRE LOTTERY COMMISSION  
INVESTIGATION & COMPLIANCE DIVISION**

# **GAMES OF CHANCE & HISTORIC HORSE RACING MARKET TRENDS REPORT**

**APPR**

**2023**

# GOC STATE REVENUE

## BY LICENSED GAME OPERATOR

GAME OPERATOR	CHIPS W/ NO VALUE	CHIPS W/ VALUE	TOTAL STATE REVENUE
Casablanca Casino, LLC	\$1,349	\$6,216	\$7,565
Concord Bingo Too, LLC	\$0	\$19,190	\$19,190
Dover Gaming, LLC	\$859	\$21,369	\$22,228
EESKAY NH, LLC	\$0	\$82,683	\$82,683
Granite State Poker Alliance, LLC	\$6,852	\$62,074	\$68,927
HBC Gaming, LLC	CLOSED	SEASONAL	LOCATION
Kymalimi, LLC	\$0	\$86,575	\$86,575
Lebanon Poker Room & Casino, LLC	\$1,138	\$11,725	\$12,862
NHCG, LLC - The Lucky Moose	\$0	\$39,132	\$39,132
NHCG, LLC - The River Casino	\$0	\$21,159	\$21,159
Northwoods Casino, LLC	\$523	\$1,817	\$2,340
Oceanfront Gaming, Inc.	\$0	\$15,007	\$15,007
RMH NH, LLC	\$0	\$103,672	\$103,672
Win Win Win, LLC	\$957	\$7,041	\$8,000
<b>MONTHLY TOTAL</b>	<b>\$11,678</b>	<b>\$477,660</b>	<b>\$489,338</b>

# GOC MONTHLY COMPARISON

## STATE REVENUE & CHARITY ALLOCATION

### STATE REVENUE

March '23 - \$521,603  
April '23 - \$489,338



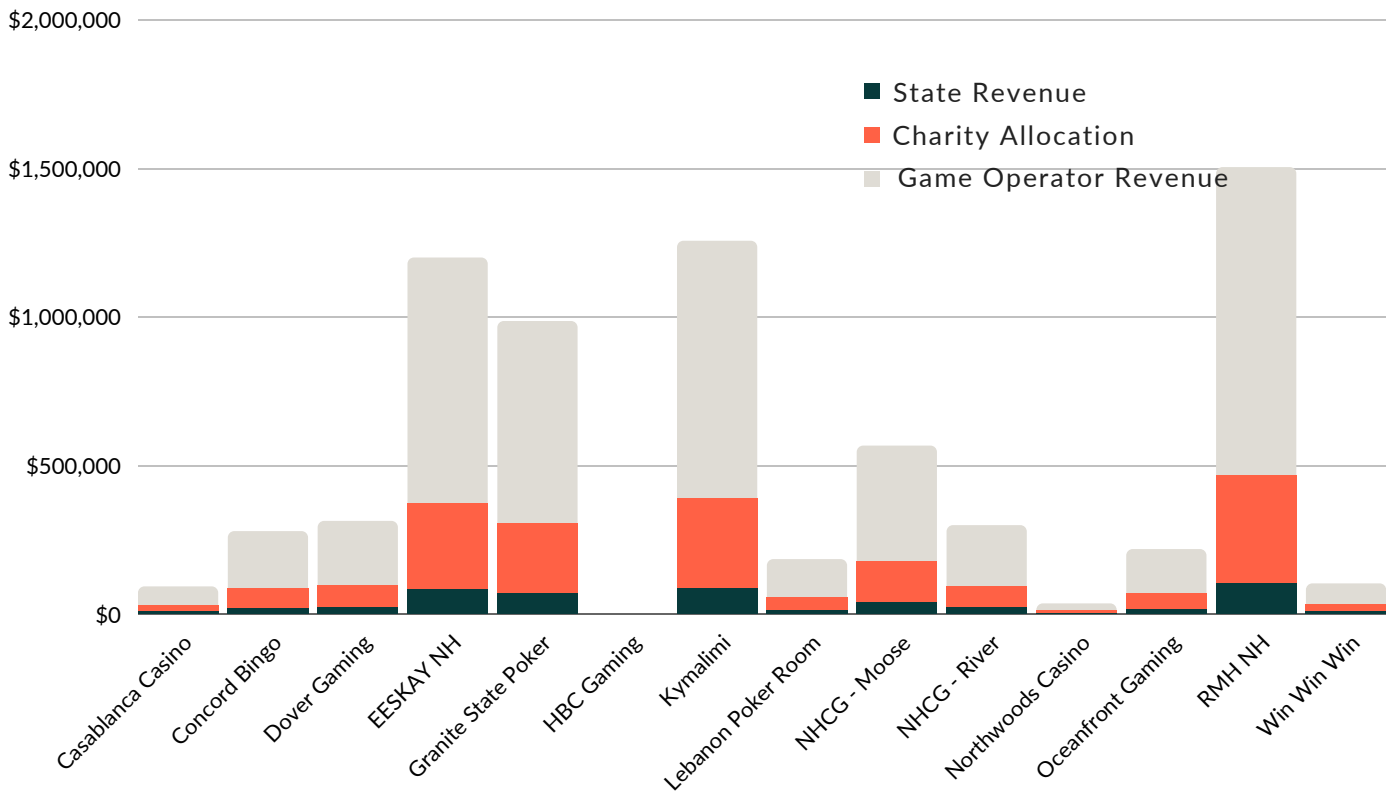
### CHARITY ALLOCATION

March '23 - \$1,812,577  
April '23 - \$1,695,070



**OVERALL  
-6.4%  
DECREASE**

# GOC REVENUE BY LOCATION



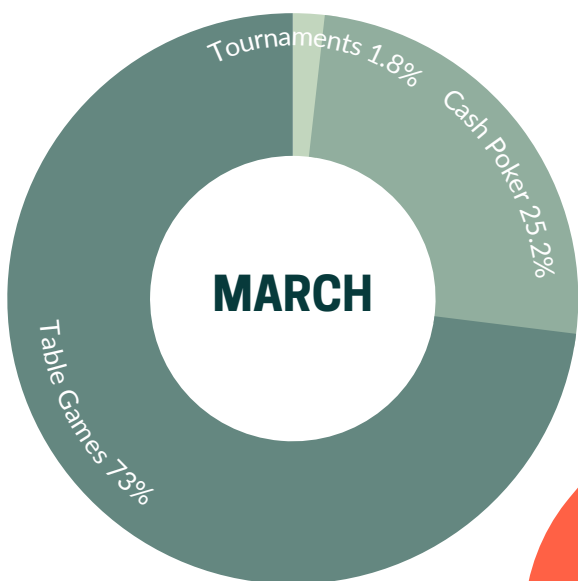
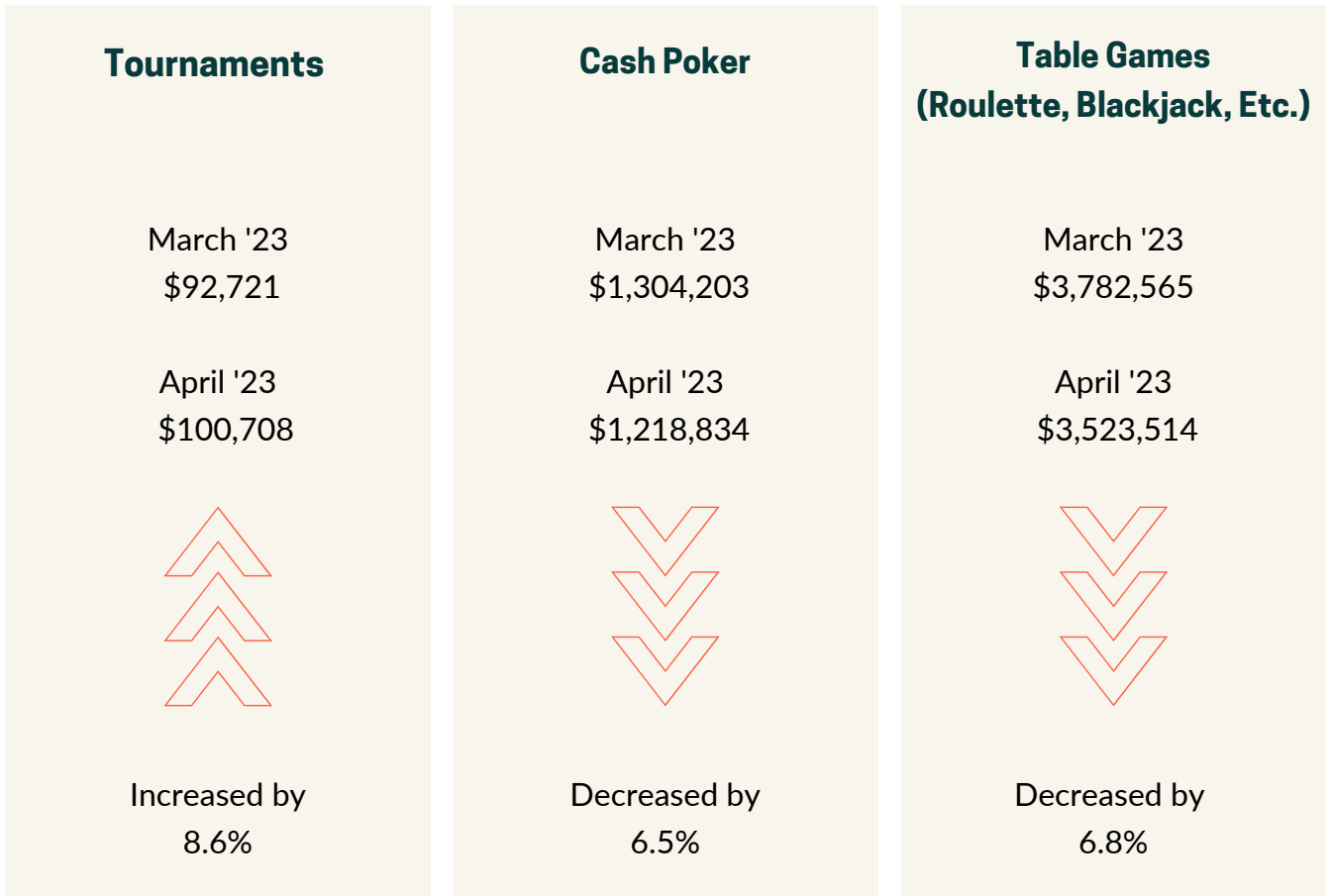
## GAME OPERATOR

GAME OPERATOR	TOTAL STATE REVENUE	TOTAL CHARITY ALLOCATION*	TOTAL REVENUE
Casablanca Casino, LLC	\$7,565	\$21,884	\$62,526
Concord Bingo Too, LLC	\$19,190	\$67,110	\$191,744
Dover Gaming, LLC	\$22,228	\$75,248	\$214,993
EESKAY NH, LLC	\$82,683	\$289,389	\$826,827
Granite State Poker Alliance, LLC	\$68,927	\$237,551	\$678,718
HBC Gaming, LLC	CLOSED	SEASONAL	LOCATION
Kymalimi, LLC	\$86,575	\$303,011	\$865,747
Lebanon Poker Room & Casino, LLC	\$12,862	\$44,322	\$126,633
NHCG, LLC - The Lucky Moose	\$39,132	\$136,565	\$390,186
NHCG, LLC - The River Casino	\$21,159	\$71,814	\$205,184
Northwoods Casino, LLC	\$2,340	\$8,405	\$24,014
Oceanfront Gaming, Inc.	\$15,007	\$52,523	\$150,067
RMH NH, LLC	\$103,672	\$362,851	\$1,036,718
Win Win Win, LLC	\$8,000	\$24,395	\$69,701
<b>MONTHLY TOTAL</b>	<b>\$489,338</b>	<b>\$1,695,070</b>	<b>\$4,843,056</b>

\*Total charity allocation is before rent paid to game operator.

# GOC MONTHLY COMPARISON BY GAME TYPE

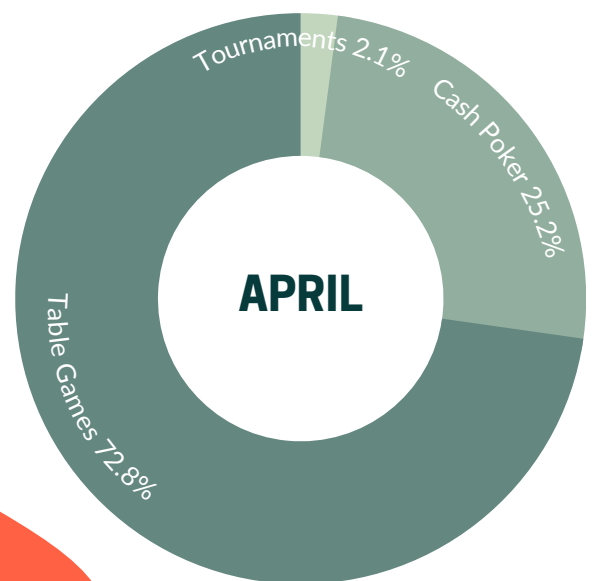
## TOURNAMENTS, CASH POKER, TABLE GAMES



### Total Revenue From Games

March '23  
\$5,179,489

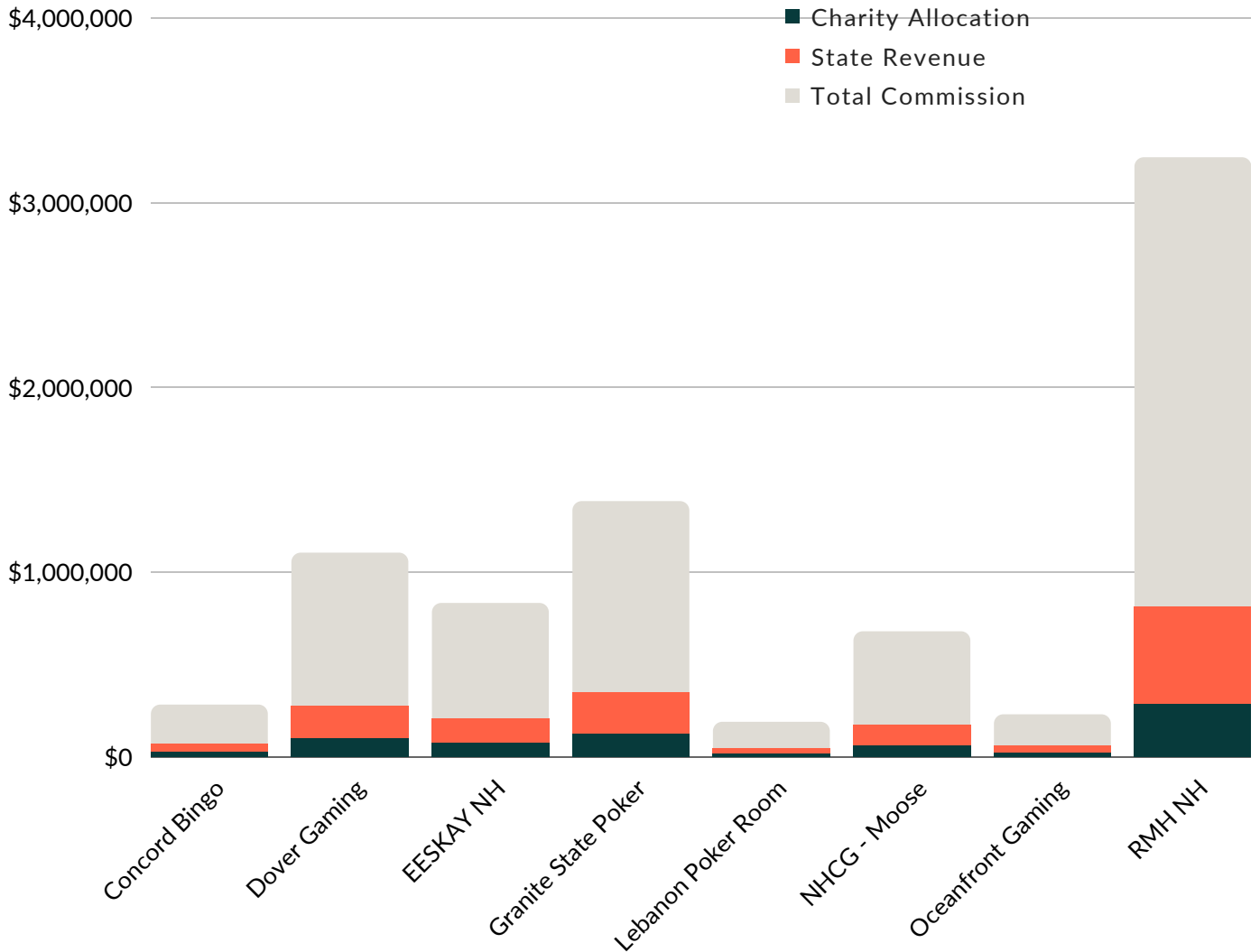
April '23  
\$4,843,056



**OVERALL  
-6.5%  
DECREASE**

# HHR GAMING LOCATION BREAKDOWN

## LICENSED GAME OPERATOR EMPLOYERS



GAMING LOCATION	TOTAL HANDLE	TOTAL COMMISSION	TOTAL CHARITY ALLOCATION	TOTAL STATE REVENUE
Concord Bingo Too, LLC	\$3,430,611	\$280,020	\$24,502	\$45,503
Dover Gaming, LLC	\$12,610,163	\$1,102,536	\$96,472	\$179,162
EESKAY NH, LLC	\$9,029,007	\$830,159	\$72,639	\$134,901
Granite State Poker Alliance, LLC	\$15,297,418	\$1,381,488	\$120,880	\$224,492
Lebanon Poker Room & Casino LLC	\$2,109,767	\$186,851	\$16,349	\$30,363
NHCG, LLC - The Lucky Moose	\$7,942,811	\$676,775	\$59,218	\$109,976
Oceanfront Gaming, Inc.	\$2,394,756	\$227,400	\$19,897	\$36,952
RMH NH, LLC	\$36,242,525	\$3,243,092	\$283,771	\$527,002
<b>MONTHLY TOTAL</b>	<b>\$89,057,057</b>	<b>\$7,928,321</b>	<b>\$693,728</b>	<b>\$1,288,352</b>

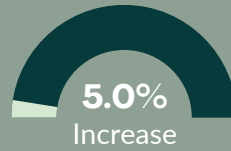
# HHR MONTHLY COMPARISON

STATE REVENUE, BREAKAGE, CHARITY ALLOCATION, ETC.

## STATE REVENUE

March '23 - \$1,226,988

April '23 - \$1,288,352



## BREAKAGE

March '23 - \$12,919

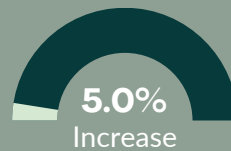
April '23 - \$12,176



## CHARITY ALLOCATION

March '23 - \$660,686

April '23 - \$693,728



## HANDLE

March '23 - \$84,577,229

April '23 - \$89,057,057



## COMMISSION

March '23 - \$7,550,692

April '23 - \$7,928,321



**OVERALL  
5.3%  
INCREASE**

## DISCLAIMER

Any Games of Chance/Historic Horse Racing Monthly Financial Reports and or State Revenue Invoices that are late and have not been submitted to the NH Lottery Commission Investigation & Compliance Division, are not calculated into these amounts or graphs shown.