

JANUARY 2025

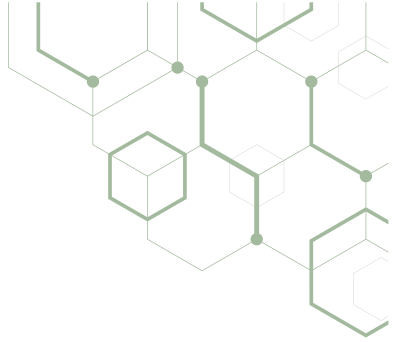
GAMES OF CHANCE & HISTORIC HORSE RACING GAMING REVENUE REPORT

NEW HAMPSHIRE LOTTERY COMMISSION
INVESTIGATION & COMPLIANCE DIVISION

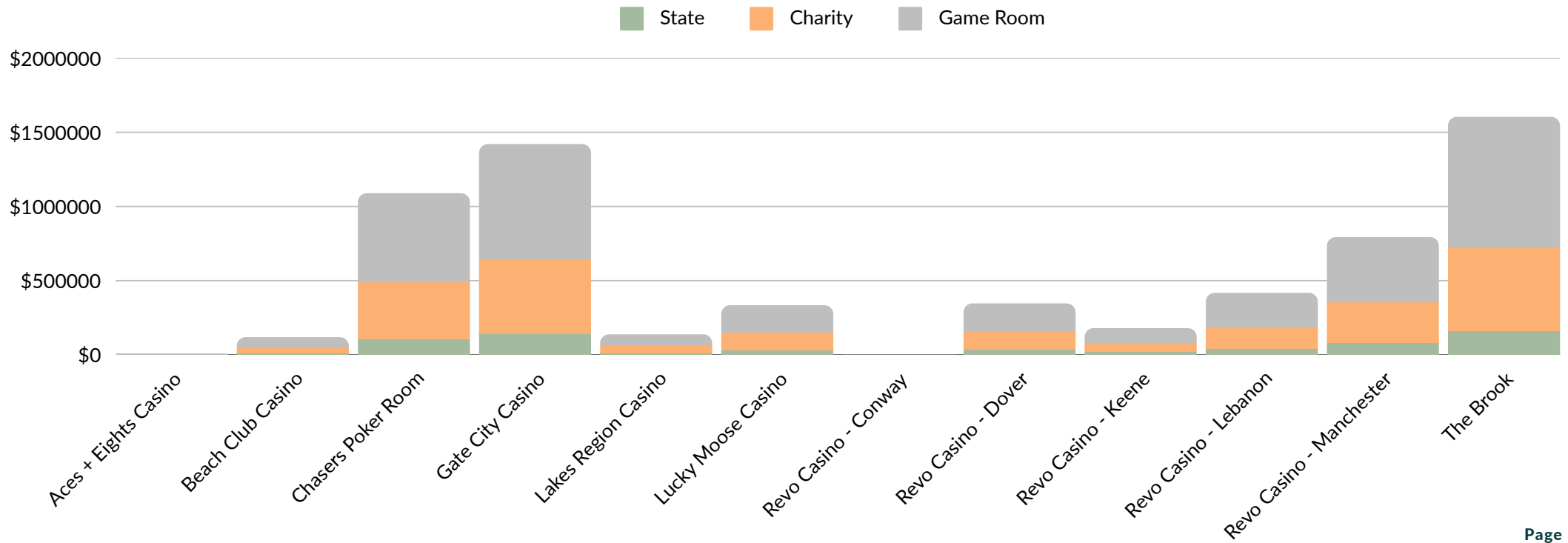


GAMES OF CHANCE

TOTAL REVENUE

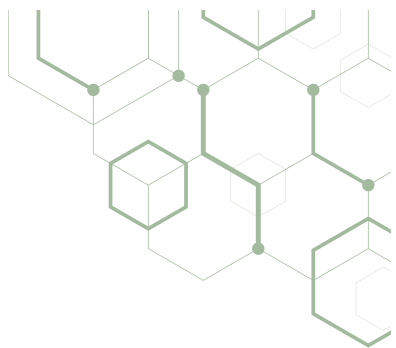


GAME ROOM	STATE REVENUE	CHARITY REVENUE	GAME OPERATOR REVENUE	TOTAL REVENUE
Aces + Eights Casino	\$988	\$3,365	\$5,261	\$9,614
Beach Club Casino	\$12,049	\$41,705	\$65,403	\$119,156
Chasers Poker Room	\$108,935	\$381,274	\$599,145	\$1,089,355
Gate City Casino	\$143,166	\$497,167	\$780,143	\$1,420,476
Lakes Region Casino	\$14,680	\$48,341	\$75,096	\$138,118
Lucky Moose Casino	\$34,321	\$117,070	\$183,094	\$334,485
Revo Casino - Conway	\$51	\$177	\$278	\$505
Revo Casino - Dover	\$36,584	\$121,300	\$188,687	\$346,572
Revo Casino - Keene	\$20,269	\$62,951	\$96,639	\$179,859
Revo Casino - Lebanon	\$43,245	\$146,190	\$228,250	\$417,685
Revo Casino - Manchester	\$81,185	\$277,732	\$434,604	\$793,520
The Brook	\$160,392	\$561,371	\$882,154	\$1,603,917
MONTHLY TOTAL	\$655,864	\$2,258,641	\$3,538,756	\$6,453,261



GAMES OF CHANCE*

GAME OPERATOR REVENUE



PREVIOUS MONTH TO CURRENT MONTH

DEC '24 - \$3,707,446

JAN '25 - \$3,538,756



CURRENT MONTH - PREVIOUS YEAR TO CURRENT YEAR

JAN '24 - \$2,974,683

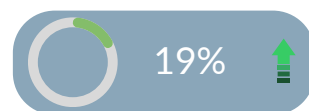
JAN '25 - \$3,538,756



CY YTD - PREVIOUS YEAR TO CURRENT YEAR

2024 - \$2,974,683

2025 - \$3,538,756

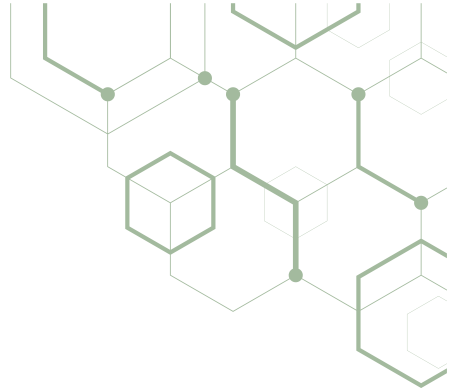


GAME ROOM	DECEMBER	JANUARY		JAN '24	JAN '25		2024 YTD	2025 YTD	
Aces + Eights Casino	\$4,086	\$5,261	29%	\$10,476	\$5,261	-50%	\$10,476	\$5,261	-50%
Beach Club Casino	\$77,706	\$65,403	-16%	\$79,247	\$65,403	-17%	\$79,247	\$65,403	-17%
Chasers Poker Room	\$562,493	\$599,145	7%	\$582,598	\$599,145	3%	\$582,598	\$599,145	3%
Gate City Casino	\$806,313	\$780,143	-3%	\$565,054	\$780,143	38%	\$565,054	\$780,143	38%
Lakes Region Casino	\$58,655	\$75,096	28%	\$72,557	\$75,096	4%	\$72,557	\$75,096	4%
Lucky Moose Casino	\$241,388	\$183,094	-24%	\$178,532	\$183,094	3%	\$178,532	\$183,094	3%
Revo Casino - Conway	\$0	\$278	N/A	\$-	\$278	N/A	\$-	\$278	N/A
Revo Casino - Dover	\$205,462	\$188,687	-8%	\$163,335	\$188,687	16%	\$163,335	\$188,687	16%
Revo Casino - Keene	\$114,109	\$96,639	-15%	\$106,672	\$96,639	-9%	\$106,672	\$96,639	-9%
Revo Casino - Lebanon	\$155,372	\$228,250	47%	\$116,521	\$228,250	96%	\$116,521	\$228,250	96%
Revo Casino - Manchester	\$504,510	\$434,604	-14%	\$394,954	\$434,604	10%	\$394,954	\$434,604	10%
The Brook	\$977,354	\$882,154	-10%	\$704,737	\$882,154	25%	\$704,737	\$882,154	25%

* 2024 GOE Revenue includes rental payments. As of June 15, 2024, rent is no longer allowed to be charged to charities.

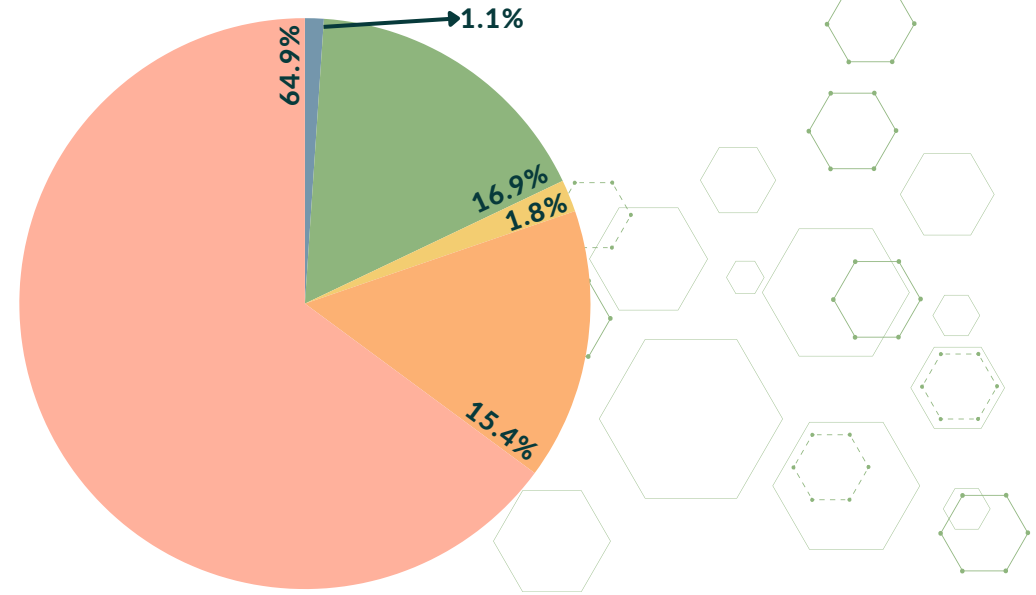
GAMES OF CHANCE

REVENUE BY GAME TYPE



GAMES BREAKDOWN

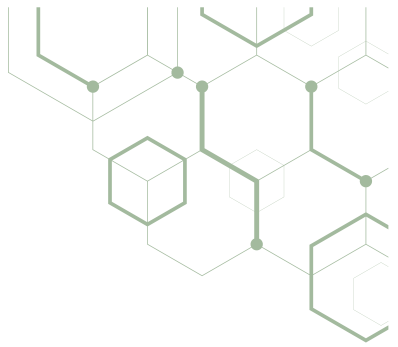
- TOURNAMENTS
- CASH POKER
- CRAPS
- ROULETTE
- OTHER TABLE GAMES



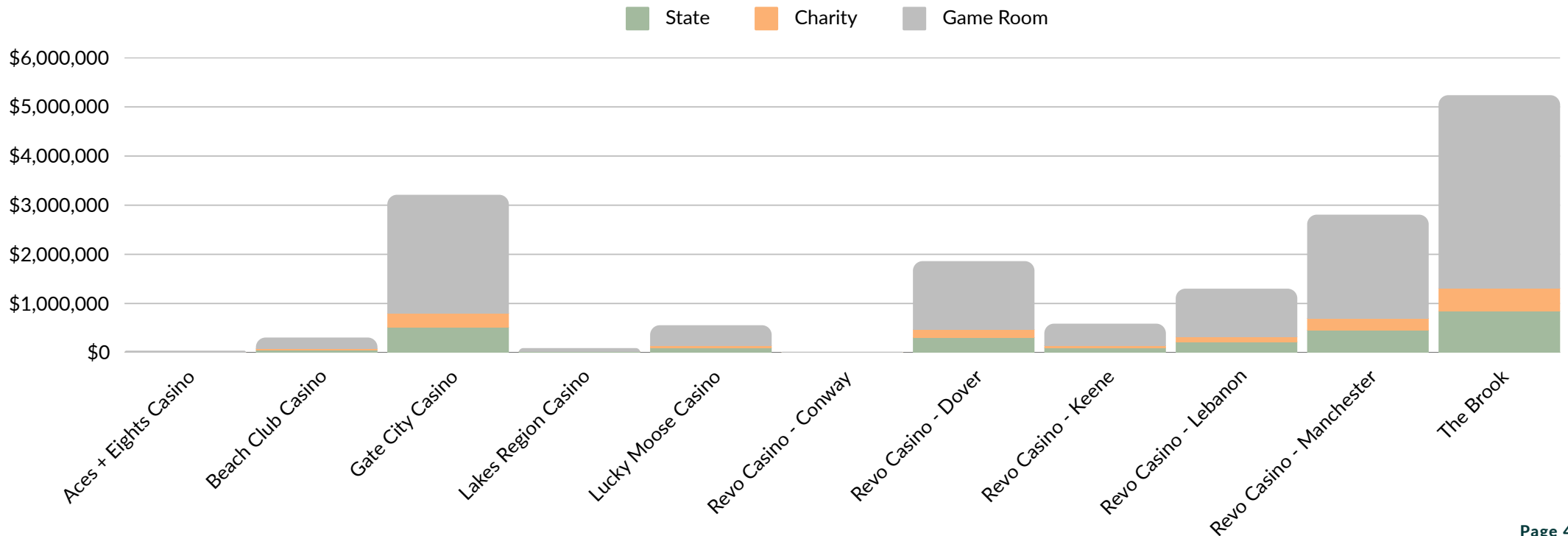
GAME ROOM	TOURNAMENTS	CASH POKER	CRAPS	ROULETTE	OTHER TABLE GAMES	TOTAL
Aces + Eights Casino	\$-	\$5,477	\$-	\$1,492	\$2,645	\$9,614
Beach Club Casino	\$-	\$-	\$(3,051)	\$22,457	\$99,750	\$119,156
Chasers Poker Room	\$-	\$455,028	\$-	\$120,553	\$513,774	\$1,089,355
Gate City Casino	\$22,370	\$235,551	\$65,586	\$320,167	\$776,802	\$1,420,476
Lakes Region Casino	\$7,986	\$9,566	\$-	\$20,416	\$100,150	\$138,118
Lucky Moose Casino	\$-	\$-	\$-	\$81,640	\$252,845	\$334,485
Revo Casino - Conway	\$-	\$41	\$-	\$869	\$(405)	\$505
Revo Casino - Dover	\$2,716	\$20,256	\$-	\$65,000	\$258,600	\$346,572
Revo Casino - Keene	\$-	\$8,668	\$-	\$10,298	\$160,893	\$179,859
Revo Casino - Lebanon	\$4,788	\$27,448	\$-	\$63,160	\$322,289	\$417,685
Revo Casino - Manchester	\$30,630	\$89,814	\$-	\$148,363	\$524,713	\$793,520
The Brook	\$-	\$236,475	\$54,936	\$137,525	\$1,174,981	\$1,603,917
MONTHLY TOTAL	\$68,490	\$1,088,324	\$117,471	\$991,940	\$4,187,037	\$6,453,261

HISTORIC HORSE RACING

TOTAL REVENUE

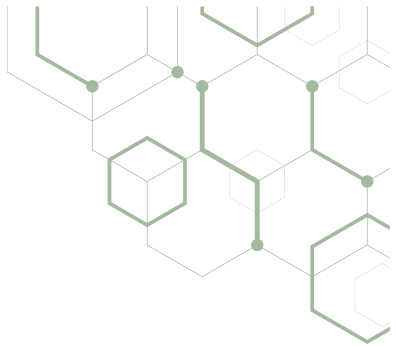


GAME ROOM	STATE REVENUE	CHARITY REVENUE	GAME OPERATOR REVENUE	TOTAL REVENUE
Aces + Eights Casino	\$6,644	\$3,578	\$30,665	\$40,886
Beach Club Casino	\$49,999	\$26,923	\$230,765	\$307,686
Gate City Casino	\$521,943	\$281,046	\$2,408,967	\$3,211,956
Lakes Region Casino	\$15,096	\$8,129	\$69,673	\$92,898
Lucky Moose Casino	\$90,707	\$48,842	\$418,648	\$558,197
Revo Casino - Conway	\$3,123	\$1,681	\$14,412	\$19,216
Revo Casino - Dover	\$302,569	\$162,922	\$1,396,473	\$1,861,964
Revo Casino - Keene	\$95,881	\$51,628	\$442,530	\$590,040
Revo Casino - Lebanon	\$211,517	\$113,894	\$976,233	\$1,301,643
Revo Casino - Manchester	\$456,205	\$245,649	\$2,105,562	\$2,807,416
The Brook	\$851,151	\$458,312	\$3,928,389	\$5,237,852
MONTHLY TOTAL	\$2,604,835	\$1,402,604	\$12,022,316	\$16,029,755



HISTORIC HORSE RACING

GAME OPERATOR REVENUE



PREVIOUS MONTH TO CURRENT MONTH

DEC '24 - \$11,879,606

JAN '25 - \$12,022,316



CURRENT MONTH - PREVIOUS YEAR TO CURRENT YEAR

JAN '24 - \$7,962,853

JAN '25 - \$12,022,316



CY YTD - PREVIOUS YEAR TO CURRENT YEAR

2024 - \$7,962,853

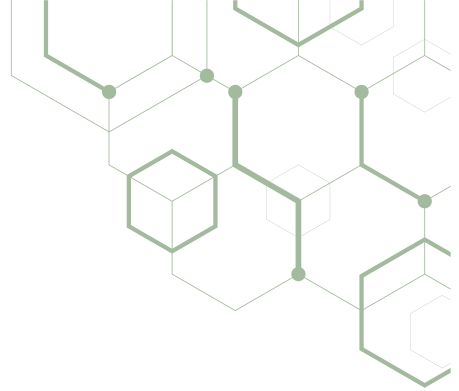
2025 - \$12,022,316



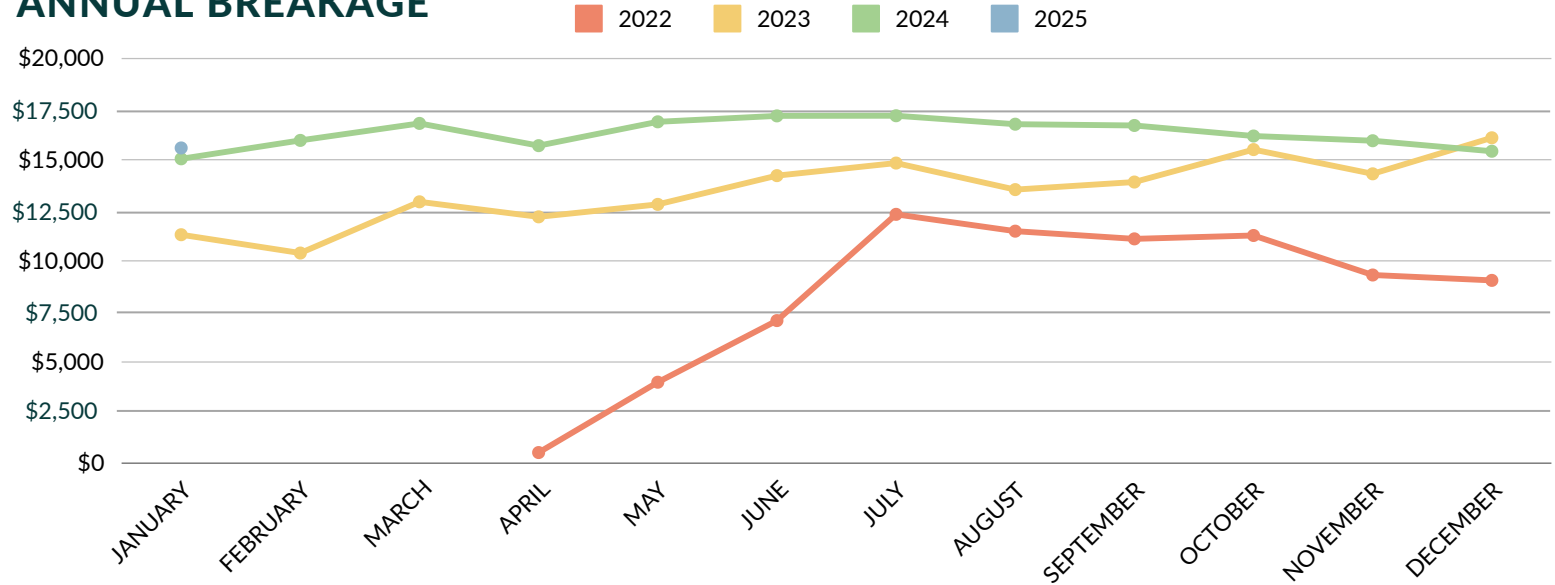
GAME ROOM	DECEMBER	JANUARY		JAN '24	JAN '25		2024 YTD	2025 YTD	
Aces + Eights Casino	\$30,985	\$30,665	-1%	\$26,032	\$30,665	18%	\$26,032	\$30,665	18%
Beach Club Casino	\$221,810	\$230,765	4%	\$109,959	\$230,765	110%	\$109,959	\$230,765	110%
Gate City Casino	\$2,382,461	\$2,408,967	1%	\$1,695,895	\$2,408,967	42%	\$1,695,895	\$2,408,967	42%
Lakes Region Casino	\$59,825	\$69,673	16%	\$40,138	\$69,673	74%	\$40,138	\$69,673	74%
Lucky Moose Casino	\$506,745	\$418,648	-17%	\$422,924	\$418,648	-1%	\$422,924	\$418,648	-1%
Revo Casino - Conway	\$-	\$14,412	N/A	\$-	\$14,412	N/A	\$-	\$14,412	N/A
Revo Casino - Dover	\$1,469,973	\$1,396,473	-5%	\$1,036,289	\$1,396,473	35%	\$1,036,289	\$1,396,473	35%
Revo Casino - Keene	\$457,807	\$442,530	-3%	\$347,437	\$442,530	27%	\$347,437	\$442,530	27%
Revo Casino - Lebanon	\$711,936	\$976,233	37%	\$185,603	\$976,233	426%	\$185,603	\$976,233	426%
Revo Casino - Manchester	\$2,004,201	\$2,105,562	5%	\$1,497,504	\$2,105,562	41%	\$1,497,504	\$2,105,562	41%
The Brook	\$4,033,863	\$3,928,389	-3%	\$2,601,072	\$3,928,389	51%	\$2,601,072	\$3,928,389	51%

HISTORIC HORSE RACING

BREAKAGE



ANNUAL BREAKAGE



YEAR TO DATE

	2022	2023	% CHANGE
January	\$-	\$11,292	N/A
February	\$-	\$10,387	N/A
March	\$-	\$12,919	N/A
April	\$525	\$12,176	2219%
May	\$4,001	\$12,791	220%
June	\$7,048	\$14,213	102%
July	\$12,299	\$14,834	21%
August	\$11,468	\$13,522	18%
September	\$11,087	\$13,896	25%
October	\$11,254	\$15,500	38%
November	\$9,301	\$14,302	54%
December	\$9,035	\$16,083	78%

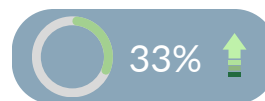
	2023	2024	% CHANGE
January	\$11,292	\$15,045	33%
February	\$10,387	\$15,493	49%
March	\$12,919	\$16,794	30%
April	\$12,176	\$15,695	29%
May	\$12,791	\$16,872	32%
June	\$14,213	\$17,166	21%
July	\$14,834	\$17,173	16%
August	\$13,522	\$16,755	24%
September	\$13,896	\$16,692	20%
October	\$15,500	\$16,171	4%
November	\$14,302	\$15,938	11%
December	\$16,083	\$15,418	-4%

	2024	2025	% CHANGE
January	\$15,045	\$15,581	4%
February	\$15,493		N/A
March	\$16,794		N/A
April	\$15,695		N/A
May	\$16,872		N/A
June	\$17,166		N/A
July	\$17,173		N/A
August	\$16,755		N/A
September	\$16,692		N/A
October	\$16,171		N/A
November	\$15,938		N/A
December	\$15,418		N/A


2022 - \$0
2023 - \$11,292



2023 - \$11,292
2024 - \$15,045

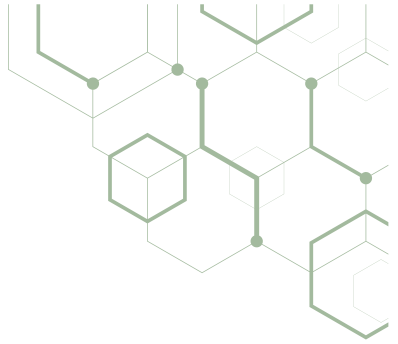


2024 - \$15,045
2025 - \$15,581

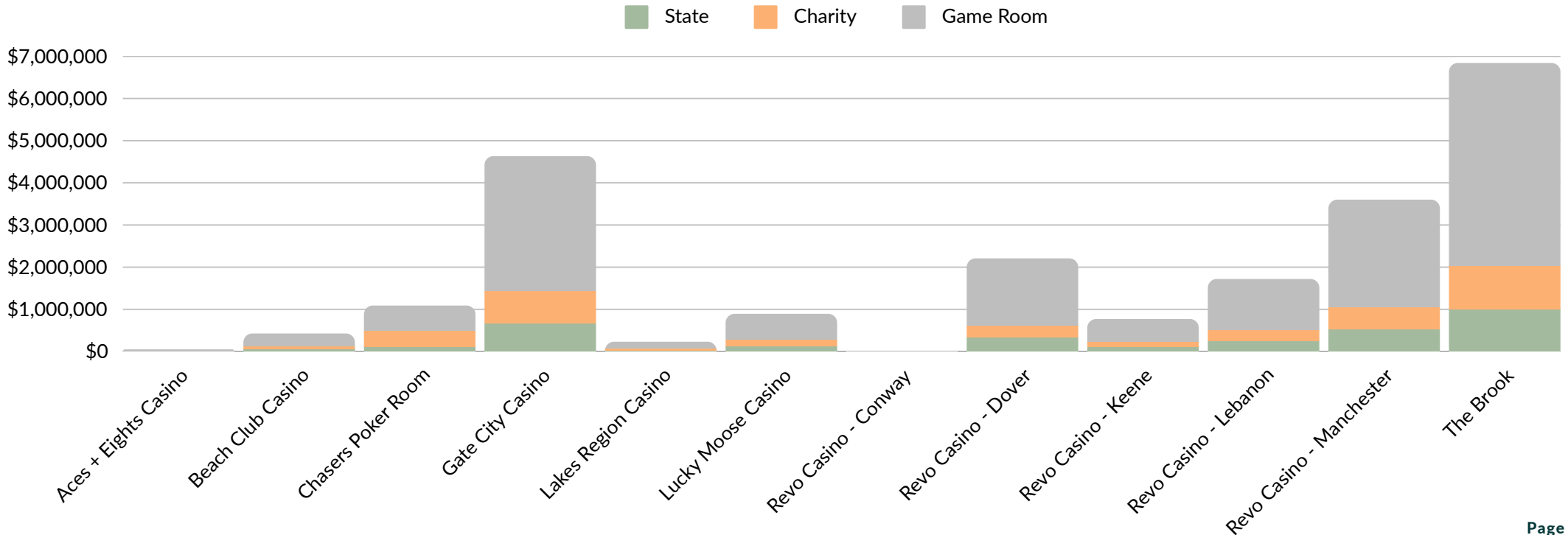


GAMES OF CHANCE & HISTORIC HORSE RACING

TOTAL REVENUE

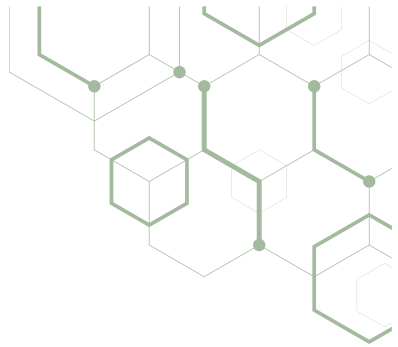


GAME ROOM	STATE REVENUE	CHARITY REVENUE	GAME OPERATOR REVENUE	TOTAL REVENUE
Aces + Eights Casino	\$7,632	\$6,942	\$35,926	\$50,500
Beach Club Casino	\$62,048	\$68,627	\$296,167	\$426,842
Chasers Poker Room	\$108,935	\$381,274	\$599,145	\$1,089,355
Gate City Casino	\$665,109	\$778,213	\$3,189,110	\$4,632,432
Lakes Region Casino	\$29,776	\$56,470	\$144,770	\$231,015
Lucky Moose Casino	\$125,028	\$165,912	\$601,742	\$892,681
Revo Casino - Conway	\$3,173	\$1,858	\$14,690	\$19,721
Revo Casino - Dover	\$339,154	\$284,222	\$1,585,161	\$2,208,536
Revo Casino - Keene	\$116,150	\$114,579	\$539,169	\$769,899
Revo Casino - Lebanon	\$254,762	\$260,084	\$1,204,483	\$1,719,328
Revo Casino - Manchester	\$537,390	\$523,381	\$2,540,165	\$3,600,936
The Brook	\$1,011,543	\$1,019,683	\$4,810,544	\$6,841,769
MONTHLY TOTAL	\$3,260,699	\$3,661,245	\$15,561,072	\$22,483,016



GAMES OF CHANCE & HISTORIC HORSE RACING

GAME OPERATOR REVENUE



PREVIOUS MONTH TO CURRENT MONTH

DEC '24 - \$15,587,052

JAN '25 - \$15,561,072



CURRENT MONTH - PREVIOUS YEAR TO CURRENT YEAR

JAN '24 - \$11,045,397


JAN '25 - \$15,561,072



CY YTD - PREVIOUS YEAR TO CURRENT YEAR

2024 - \$11,045,397

2025 - \$15,561,072

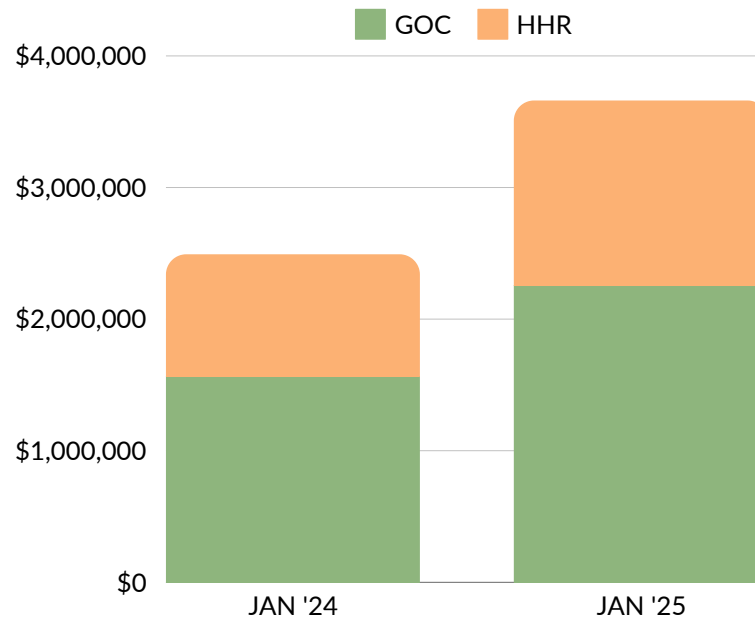


GAME ROOM	DECEMBER	JANUARY		JAN '24	JAN '25		2024 YTD	2025 YTD	
Aces + Eights Casino	\$35,071	\$35,926	2%	\$36,507	\$35,926	-2%	\$36,507	\$35,926	-2%
Beach Club Casino	\$299,516	\$296,167	-1%	\$189,206	\$296,167	57%	\$189,206	\$296,167	57%
Chasers Poker Room	\$562,493	\$599,145	7%	\$582,598	\$599,145	3%	\$582,598	\$599,145	3%
Gate City Casino	\$3,188,774	\$3,189,110	0%	\$2,260,950	\$3,189,110	41%	\$2,260,950	\$3,189,110	41%
Lakes Region Casino	\$118,479	\$144,770	22%	\$112,695	\$144,770	28%	\$112,695	\$144,770	28%
Lucky Moose Casino	\$748,132	\$601,742	-20%	\$601,456	\$601,742	0%	\$601,456	\$601,742	0%
Revo Casino - Conway	\$-	\$14,690	N/A	\$-	\$14,690	N/A	\$-	\$14,690	N/A
Revo Casino - Dover	\$1,675,435	\$1,585,161	-5%	\$1,199,624	\$1,585,161	32%	\$1,199,624	\$1,585,161	32%
Revo Casino - Keene	\$571,916	\$539,169	-6%	\$454,109	\$539,169	19%	\$454,109	\$539,169	19%
Revo Casino - Lebanon	\$867,308	\$1,204,483	39%	\$302,123	\$1,204,483	299%	\$302,123	\$1,204,483	299%
Revo Casino - Manchester	\$2,508,712	\$2,540,165	1%	\$1,892,457	\$2,540,165	34%	\$1,892,457	\$2,540,165	34%
The Brook	\$5,011,217	\$4,810,544	-4%	\$3,305,809	\$4,810,544	46%	\$3,305,809	\$4,810,544	46%

*2024 GOE Revenue includes rental payments. As of June 15, 2024, rent is no longer allowed to be charged to charities.

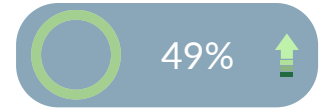
GAMES OF CHANCE & HISTORIC HORSE RACING

CHARITY ALLOCATION



CURRENT MONTH - PREVIOUS YEAR TO CURRENT YEAR

JAN '24 - \$2,465,704
JAN '25 - \$3,661,245



YTD - PREVIOUS YEAR TO CURRENT YEAR

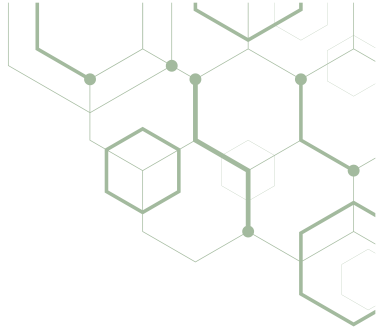
2024 - \$2,465,704
2025 - \$3,661,245



	GAMES OF CHANCE			HISTORIC HORSE RACING			TOTAL		
	JAN '24	JAN '25	% Change	JAN '24	JAN '25	% Change	JAN '24	JAN '25	% Change
Aces + Eights Casino	\$6,666	\$3,365	-50%	\$3,037	\$3,578	18%	\$9,703	\$6,942	-28%
Beach Club Casino	\$35,046	\$41,705	19%	\$12,829	\$26,923	110%	\$47,874	\$68,627	43%
Chasers Poker Room	\$346,199	\$381,274	10%	\$-	\$-	N/A	\$346,199	\$381,274	10%
Gate City Casino	\$334,274	\$497,167	49%	\$197,854	\$281,046	42%	\$532,128	\$778,213	46%
Lakes Region Casino	\$21,891	\$48,341	121%	\$4,683	\$8,129	74%	\$26,574	\$56,470	112%
Lucky Moose Casino	\$75,811	\$117,070	54%	\$49,341	\$48,842	-1%	\$125,152	\$165,912	33%
Revo Casino - Conway	\$-	\$177	N/A	\$-	\$1,681	N/A	\$-	\$1,858	N/A
Revo Casino - Dover	\$31,299	\$121,300	288%	\$120,900	\$162,922	-99%	\$152,199	\$284,222	87%
Revo Casino - Keene	\$36,625	\$62,951	72%	\$40,534	\$51,628	302%	\$77,160	\$114,579	48%
Revo Casino - Lebanon	\$63,092	\$146,190	132%	\$21,654	\$113,894	138%	\$84,746	\$260,084	207%
Revo Casino - Manchester	\$175,379	\$277,732	58%	\$174,709	\$245,649	-35%	\$350,087	\$523,381	50%
The Brook	\$410,424	\$561,371	37%	\$303,458	\$458,312	-19%	\$713,882	\$1,019,683	43%

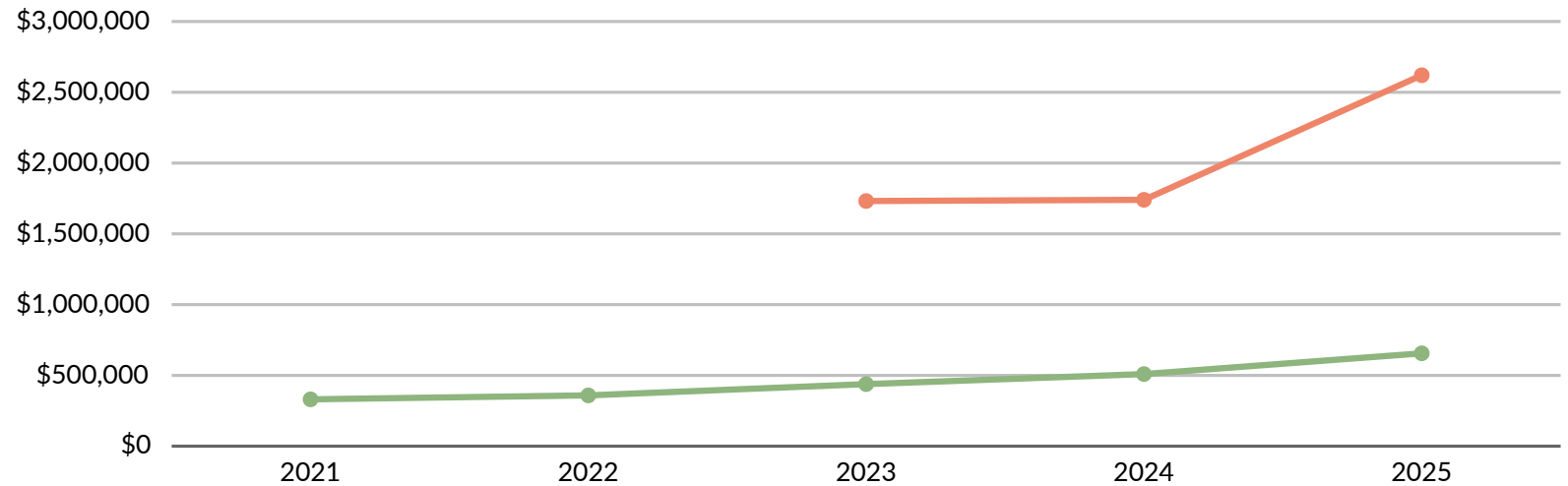
GAMES OF CHANCE & HISTORIC HORSE RACING

STATE REVENUE



JANUARY

TOTAL ANNUAL REVENUE - ACTIVE GAME ROOMS



JANUARY

5 YEAR COMPARISON BY GAME ROOM

GAMES OF CHANCE

JAN	Aces + Eights Casino	Beach Club Casino	Chasers Poker Room	Gate City Casino	Lakes Region Casino	Lucky Moose Casino	Revo Casino Conway	Revo Casino Dover	Revo Casino Keene	Revo Casino Lebanon	Revo Casino Manchester	The Brook	Total
2025	\$988	\$12,049	\$108,935	\$143,166	\$14,680	\$34,321	\$51	\$36,584	\$20,269	\$43,245	\$81,185	\$160,392	\$655,865
2024	\$1,905	\$14,409	\$103,200	\$100,025	\$10,956	\$28,689	\$0	\$23,362	\$17,061	\$22,079	\$63,607	\$123,907	\$509,200
2023	\$-	\$12,313	\$92,371	\$74,985	\$6,592	\$35,965	\$0	\$18,853	\$20,686	\$10,389	\$64,790	\$101,370	\$438,314
2022	\$-	\$10,744	\$87,659	\$86,875	\$5,652	\$22,645	\$0	\$12,272	\$2,752	\$6,676	\$58,607	\$64,881	\$358,763
2021	\$-	\$10,841	\$96,097	\$84,058	\$8,748	\$0	\$0	\$3,819	\$6,344	\$10,346	\$59,544	\$51,165	\$330,962

HISTORIC HORSE RACING*

JAN	Aces + Eights Casino	Beach Club Casino	Gate City Casino	Lakes Region Casino	Lucky Moose Casino	Revo Casino Conway	Revo Casino Dover	Revo Casino Keene	Revo Casino Lebanon	Revo Casino Manchester	The Brook	Total
2025	\$6,651	\$50,202	\$525,660	\$16,183	\$90,867	\$3,131	\$305,209	\$96,516	\$212,659	\$459,157	\$854,182	\$2,620,416
2024	\$5,648	\$24,028	\$371,632	\$9,771	\$91,735	\$-	\$225,637	\$75,702	\$41,073	\$326,365	\$568,739	\$1,740,329
2023	\$8,465	\$23,388	\$361,666	\$10,885	\$77,701	\$-	\$231,372	\$72,003	\$46,725	\$324,273	\$575,282	\$1,731,758

* HHR State Revenue includes Breakage.

DISCLAIMER

Any Games of Chance/Historic Horse Racing Monthly Financial Reports and/or State Revenue Invoices that have not been submitted to the NH Lottery Commission Investigation & Compliance Division, are not calculated into these amounts or graphs shown. Figures are shown as reported in State Revenue Invoices. These figures are subject to change should the Game Operator Employer submit a revision of their Monthly Financial Report.