

GAMES OF CHANCE & HISTORIC HORSE RACING GAMING REVENUE REPORT

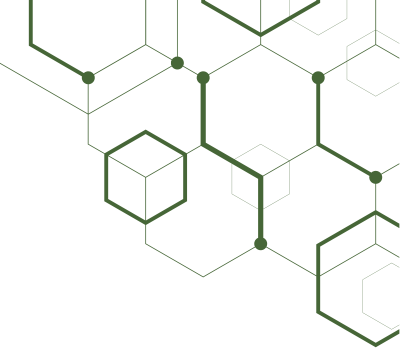
NOV
2024



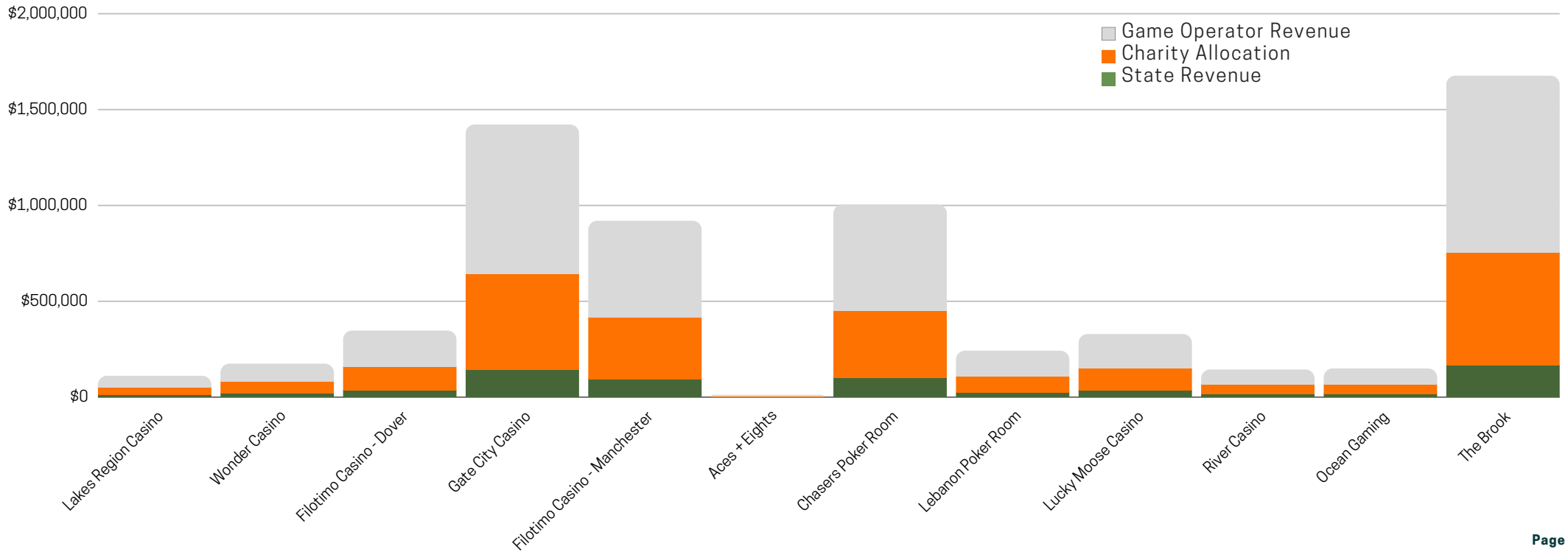
NEW HAMPSHIRE LOTTERY COMMISSION
INVESTIGATION & COMPLIANCE DIVISION

GAMES OF CHANCE

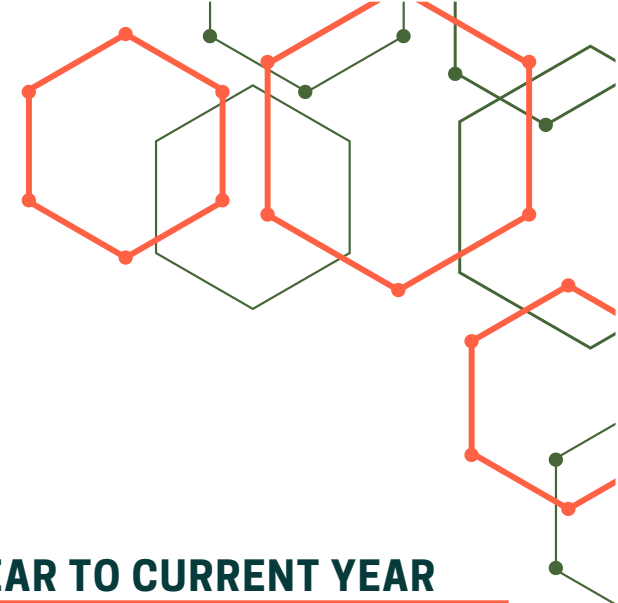
TOTAL REVENUE



GAME ROOM	STATE REVENUE	CHARITY REVENUE	GAME OPERATOR REVENUE	TOTAL REVENUE
Lakes Region Casino	\$12,284	\$38,948	\$60,047	\$111,279
Wonder Casino	\$20,636	\$61,117	\$92,867	\$174,621
Filotimo Casino - Dover	\$37,140	\$121,553	\$188,602	\$347,295
Gate City Casino	\$144,154	\$497,789	\$780,311	\$1,422,254
Filotimo Casino - Manchester	\$93,829	\$321,987	\$504,147	\$919,964
Aces + Eights Casino	\$1,220	\$4,203	\$6,586	\$12,010
Chasers Poker Room	\$100,492	\$351,722	\$552,705	\$1,004,919
Lebanon Poker Room	\$25,403	\$84,769	\$132,026	\$242,198
Lucky Moose Casino	\$35,586	\$115,174	\$178,309	\$329,070
River Casino	\$15,539	\$50,460	\$78,173	\$144,172
Ocean Gaming	\$15,676	\$52,399	\$81,636	\$149,710
The Brook	\$167,667	\$586,833	\$922,167	\$1,676,666
MONTHLY TOTAL	\$669,625	\$2,286,955	\$3,577,577	\$6,534,157



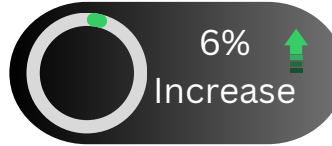
GAMES OF CHANCE*



GAME OPERATOR REVENUE

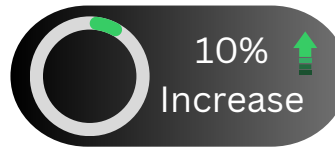
PREVIOUS MONTH TO CURRENT MONTH

OCT 24 - \$3,300,998
NOV 24 - \$3,488,641



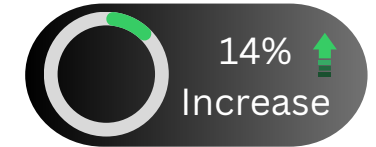
CURRENT MONTH - PREVIOUS YEAR TO CURRENT YEAR

NOV 23 - \$3,163,385
NOV 24 - \$3,488,641



CY YTD - PREVIOUS YEAR TO CURRENT YEAR

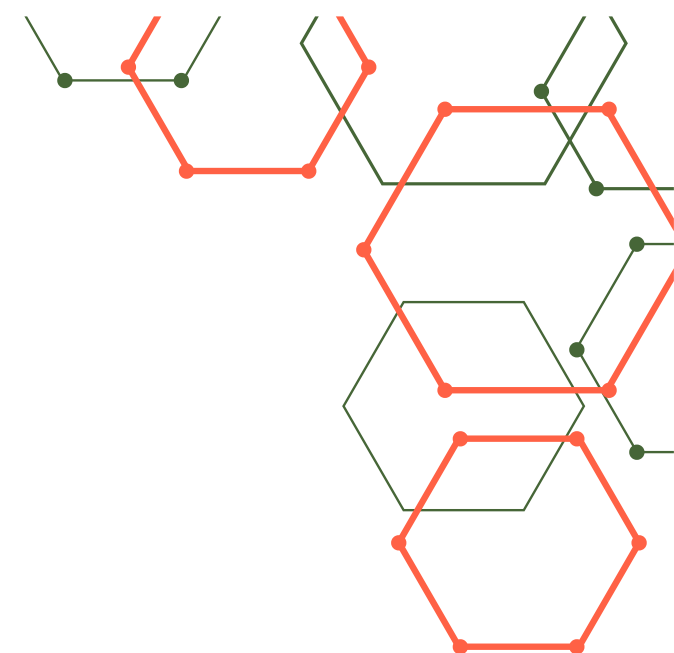
2023 - \$32,994,146
2024 - \$37,628,950



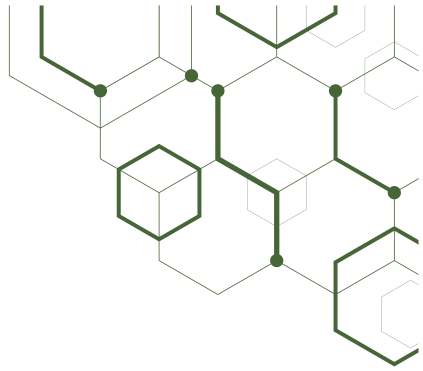
GAME ROOM	OCTOBER	NOVEMBER		NOV '23	NOV '24		2023 YTD	2024 YTD	
Lakes Region Casino	\$61,581	\$52,643	-15%	\$54,937	\$52,643	-4%	\$648,449	\$806,116	24%
Wonder Casino	\$84,278	\$92,867	10%	\$170,195	\$92,867	-45%	\$1,499,383	\$1,313,977	-12%
Filotimo Casino - Dover	\$201,369	\$186,110	-6%	\$178,049	\$186,110	5%	\$1,928,937	\$2,089,260	8%
Gate City Casino	\$769,523	\$741,747	-1%	\$633,356	\$741,747	17%	\$5,515,507	\$7,521,271	36%
Filotimo Casino - Manchester	\$436,970	\$467,487	16%	\$473,151	\$467,487	-1%	\$4,660,609	\$5,112,824	10%
Aces + Eights Casino	\$6,452	\$6,586	2%	\$6,134	\$6,586	7%	\$162,467	\$144,834	-11%
Chasers Poker Room	\$610,377	\$552,705	-9%	\$622,426	\$552,705	-11%	\$5,879,180	\$6,523,399	11%
Lebanon Poker Room	\$93,936	\$128,210	41%	\$92,691	\$128,210	38%	\$896,369	\$1,308,773	46%
Lucky Moose Casino	\$194,439	\$178,309	-8%	\$166,602	\$178,309	7%	\$2,476,195	\$2,068,328	-16%
River Casino	\$74,095	\$78,173	6%	\$48,850	\$78,173	60%	\$1,467,586	\$944,036	-36%
Ocean Gaming	\$64,157	\$81,636	27%	\$81,128	\$81,636	1%	\$1,271,218	\$1,298,355	2%
The Brook	\$703,820	\$922,167	31%	\$635,867	\$922,167	45%	\$6,588,246	\$8,497,777	29%

* GOE Revenue includes Rental Payments. As of June 15, 2024, rent is no longer allowed to be charged to charities.

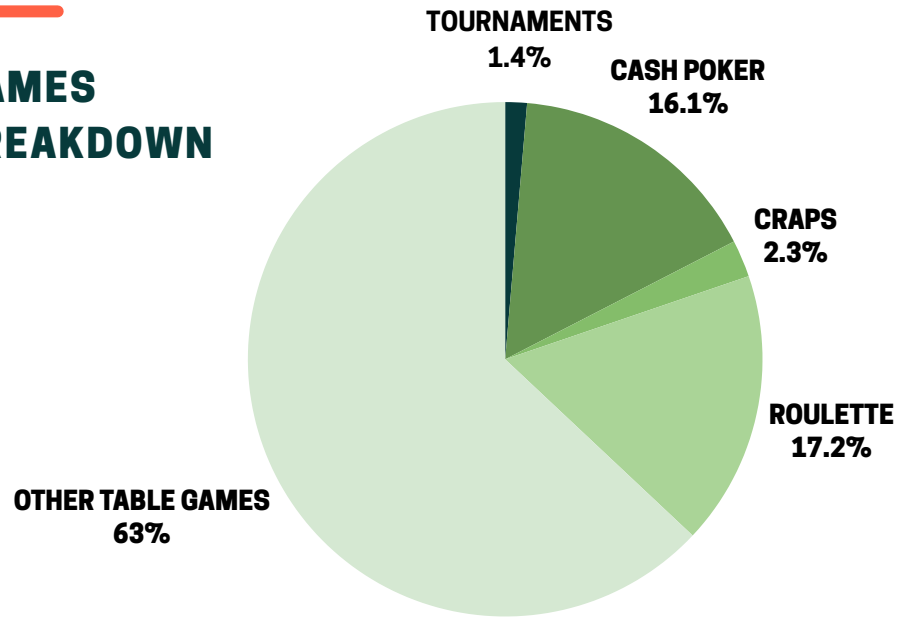
GAMES OF CHANCE



REVENUE BY GAME TYPE



GAMES BREAKDOWN



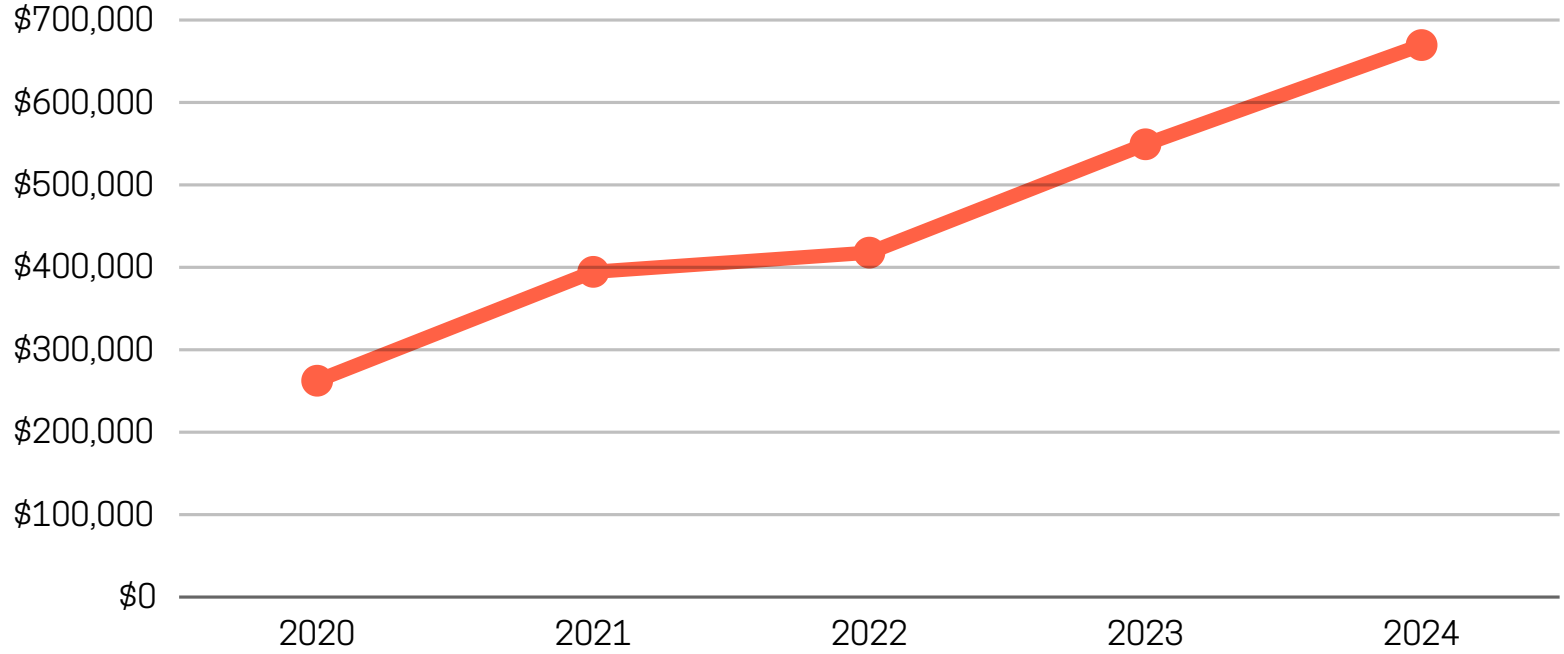
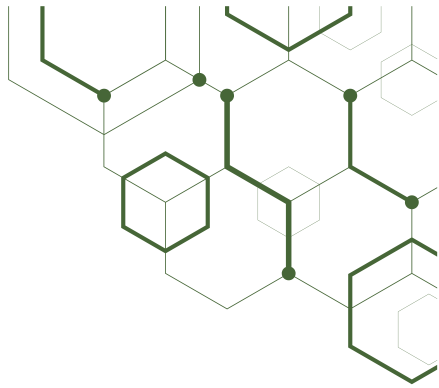
GAME ROOM	TOURNAMENTS	CASH POKER	CRAPS	ROULETTE	OTHER TABLE GAMES	TOTAL
Lakes Region Casino	\$7,404.00	\$10,327	\$-	\$33,954	\$59,594	\$111,279
Wonder Casino	\$-	\$9,226	\$-	\$19,175	\$146,220	\$174,621
Filotimo Casino - Dover	\$2,492.00	\$19,007	\$9,443	\$108,028	\$208,325	\$347,295
Gate City Casino	\$38,564.00	\$234,399	\$66,002	\$323,200	\$760,089	\$1,422,254
Filotimo Casino - Manchester	\$36,660.00	\$95,128	\$-	\$175,104	\$613,072	\$919,964
Aces + Eights Casino	\$-	\$9,605	\$-	\$560	\$1,845	\$12,010
Chasers Poker Room	\$-	\$410,385	\$-	\$129,828	\$464,706	\$1,004,919
Lebanon Poker Room	\$3,816.00	\$21,636	\$-	\$36,675	\$180,071	\$242,198
Lucky Moose Casino	\$-	\$-	\$-	\$84,666	\$244,404	\$329,070
River Casino	\$-	\$-	\$-	\$36,738	\$107,435	\$144,172
Ocean Gaming	\$-	\$-	\$10,337	\$27,039	\$112,334	\$149,710
The Brook	\$-	\$240,261	\$66,608	\$152,020	\$1,217,777	\$1,676,666
MONTHLY TOTAL	\$88,936	\$1,049,974	\$152,390	\$1,126,986	\$4,115,871	\$6,534,157

GAMES OF CHANCE

NOVEMBER

TOTAL REVENUE FOR YEAR - ACTIVE GAME ROOMS

STATE REVENUE

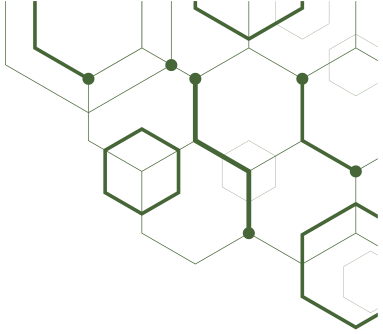


5 YEAR COMPARISON - NOVEMBER

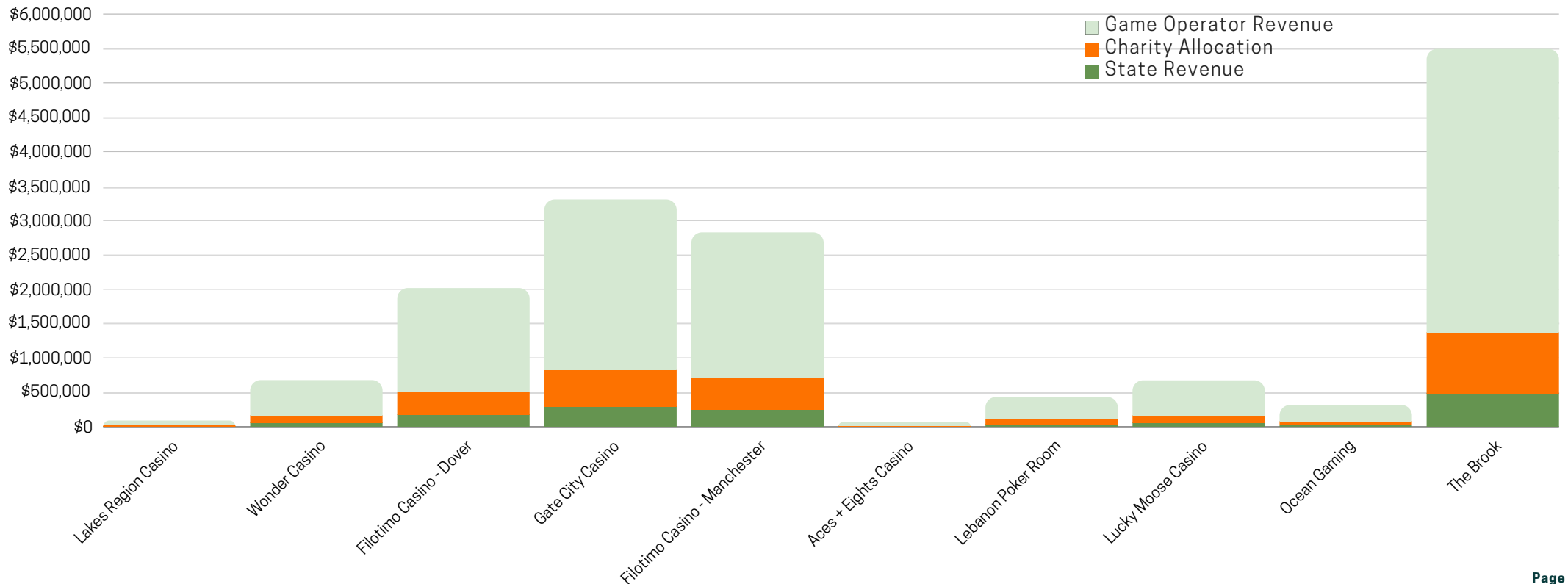
Nov	Lakes Region Casino	Wonder Casino	Filotimo Casino Dover	Gate City Casino	Filotimo Casino Manchester	Aces + Eights Casino	Chasers Poker Room	Lebanon Poker Room	Lucky Moose Casino	River Casino	Ocean Gaming	The Brook	Total
2024	\$12,284	\$20,636	\$37,140	\$144,154	\$93,829	\$1,220	\$100,492	\$25,403	\$35,586	\$15,539	\$15,676	\$167,667	\$669,625
2023	\$7,965	\$26,854	\$27,558	\$113,490	\$79,502	\$1,235	\$110,441	\$17,216	\$31,336	\$7,914	\$13,201	\$112,556	\$549,267
2022	\$6,947	\$17,912	\$19,097	\$80,513	\$73,791	\$-	\$79,505	\$8,583	\$28,606	\$22,539	\$10,154	\$70,179	\$417,825
2021	\$6,513	\$4,266	\$9,489	\$88,817	\$61,448	\$-	\$104,689	\$7,604	\$23,176	\$20,017	\$11,529	\$56,971	\$394,519
2020	\$7,275	\$9,709	\$2,423	\$47,481	\$55,690	\$-	\$51,571	\$5,905	\$-	\$21,443	\$10,783	\$50,173	\$262,452

HISTORIC HORSE RACING

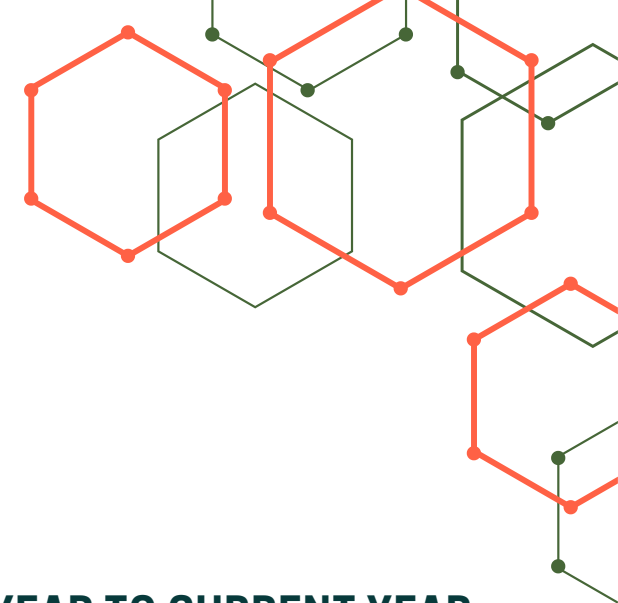
TOTAL REVENUE



GAME ROOM	HANDLE	STATE REVENUE	CHARITY REVENUE	GAME OPERATOR REVENUE	TOTAL REVENUE
Lakes Region Casino	\$1,042,305	\$14,672	\$7,900	\$67,715	\$90,287
Wonder Casino	\$7,909,071	\$110,263	\$59,373	\$508,908	\$678,544
Filotimo Casino - Dover	\$23,048,358	\$327,680	\$176,443	\$1,512,370	\$2,016,493
Gate City Casino	\$37,819,406	\$537,046	\$289,179	\$2,478,675	\$3,304,901
Filotimo Casino - Manchester	\$31,981,081	\$459,175	\$247,248	\$2,119,268	\$2,825,691
Aces + Eights Casino	\$755,338	\$11,136	\$5,996	\$51,395	\$68,526
Lebanon Poker Room	\$4,762,781	\$70,368	\$37,891	\$324,776	\$433,035
Lucky Moose Casino	\$7,706,868	\$109,659	\$59,047	\$506,116	\$674,822
Ocean Gaming	\$3,550,917	\$51,543	\$27,754	\$237,890	\$317,187
The Brook	\$62,934,508	\$892,707	\$480,689	\$4,120,188	\$5,493,585
MONTHLY TOTAL	\$181,510,633	\$2,584,249	\$1,391,519	\$11,927,303	\$15,903,071



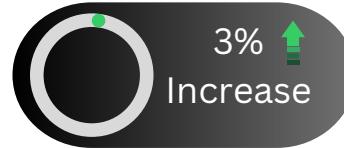
HISTORIC HORSE RACING



GAME OPERATOR REVENUE

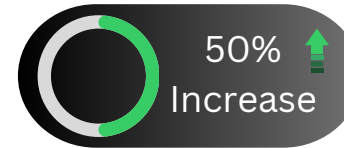
PREVIOUS MONTH TO CURRENT MONTH

OCT 24 - \$11,597,471
NOV 24 - \$11,927,303



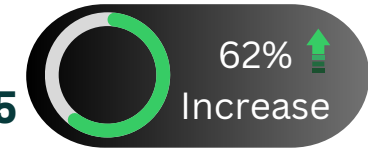
CURRENT MONTH - PREVIOUS YEAR TO CURRENT YEAR

NOV 23 - \$7,926,720
NOV 24 - \$11,927,303



YTD - PREVIOUS YEAR TO CURRENT YEAR

2023 - \$72,157,588
2024 - \$117,066,765

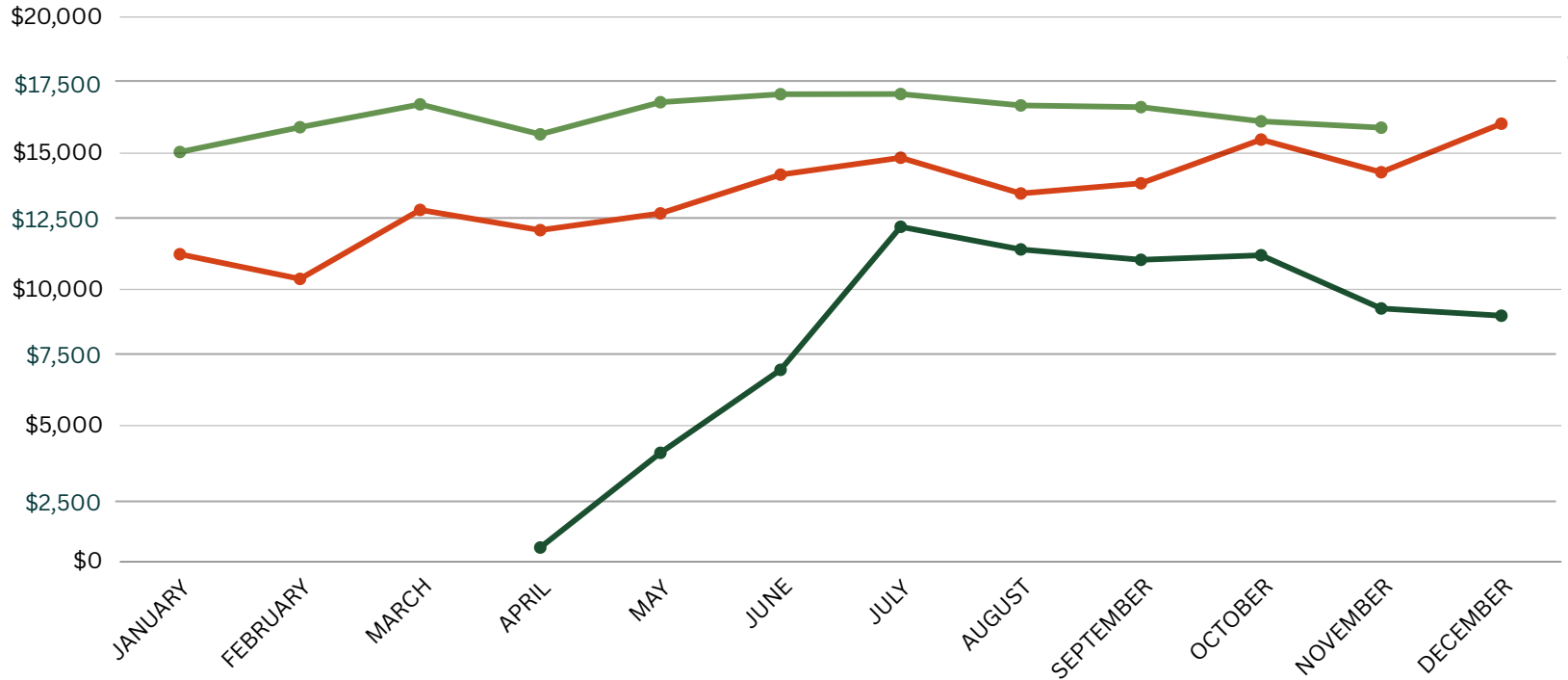


GAME ROOM	OCT '24	NOV '24		NOV '23	NOV '24		2023 YTD	2024 YTD	
Lakes Region Casino	\$64,208	\$67,715	5%	\$45,387	\$67,715	49%	\$91,548	\$706,998	672%
Wonder Casino	\$491,691	\$508,908	4%	\$330,627	\$508,908	54%	\$2,669,537	\$4,983,929	87%
Filotimo Casino - Dover	\$1,483,096	\$1,512,370	2%	\$1,063,741	\$1,512,370	42%	\$9,553,449	\$14,439,740	51%
Gate City Casino	\$2,318,613	\$2,478,675	7%	\$1,654,753	\$2,478,675	50%	\$10,212,913	\$23,754,292	133%
Filotimo Casino - Manchester	\$2,091,779	\$2,119,268	1%	\$1,489,258	\$2,119,268	42%	\$12,399,319	\$21,178,641	71%
Aces + Eights Casino	\$53,617	\$51,395	-4%	\$39,019	\$51,395	32%	\$334,953	\$958,766	186%
Lebanon Poker Room	\$327,122	\$324,776	-1%	\$213,144	\$324,776	52%	\$1,808,897	\$3,106,972	72%
Lucky Moose Casino	\$487,317	\$506,116	4%	\$355,206	\$506,116	42%	\$4,707,532	\$5,286,331	12%
Ocean Gaming	\$261,463	\$237,890	-9%	\$107,277	\$237,890	122%	\$2,074,130	\$2,883,485	39%
The Brook	\$4,018,565	\$4,120,188	3%	\$2,628,310	\$4,120,188	57%	\$28,305,311	\$39,767,611	40%

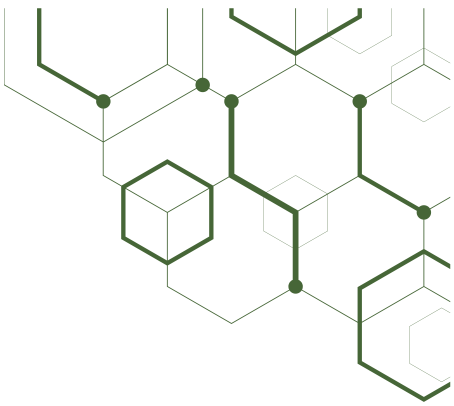
HISTORIC HORSE RACING

ANNUAL BREAKAGE

2022 2023 2024



BREAKAGE



YEAR TO DATE

2022 2023 % CHANGE

January	\$-	\$11,292	N/A
February	\$-	\$10,387	N/A
March	\$-	\$12,919	N/A
April	\$525	\$12,176	2219%
May	\$4,001	\$12,791	220%
June	\$7,048	\$14,213	102%
July	\$12,299	\$14,834	21%
August	\$11,468	\$13,522	18%
September	\$11,087	\$13,896	25%
October	\$11,254	\$15,500	38%
November	\$9,301	\$14,302	54%

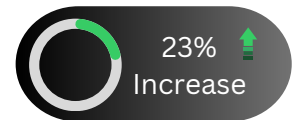
2022 - \$66,985
2023 - \$145,832



2023 2024 % CHANGE

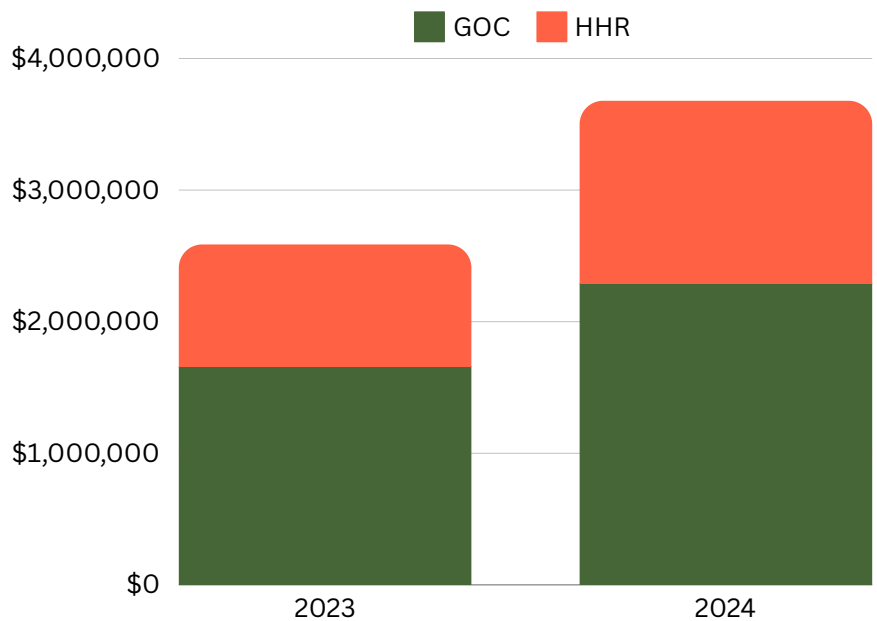
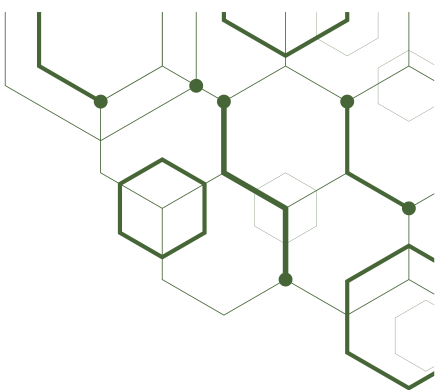
January	\$11,292	\$15,045	33%
February	\$10,387	\$15,493	49%
March	\$12,919	\$16,794	30%
April	\$12,176	\$15,695	29%
May	\$12,791	\$16,872	32%
June	\$14,213	\$17,166	21%
July	\$14,834	\$17,173	16%
August	\$13,522	\$16,755	24%
September	\$13,896	\$16,692	20%
October	\$15,500	\$16,171	4%
November	\$14,302	\$15,938	11%

2023 - \$145,832
2024 - \$179,795



GAMES OF CHANCE & HISTORIC HORSE RACING*

CHARITY ALLOCATION



CURRENT MONTH - PREVIOUS YEAR TO CURRENT YEAR



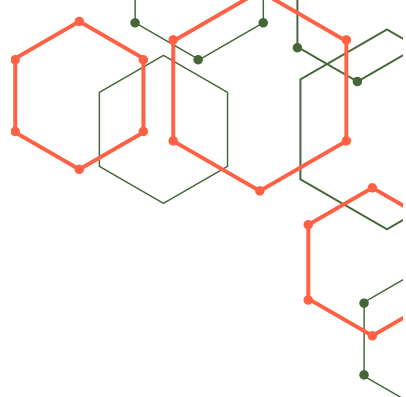
YTD - PREVIOUS YEAR TO CURRENT YEAR



GAME ROOM	GAMES OF CHANCE			HISTORIC HORSE RACING			TOTAL		
	NOV '23	NOV '24		NOV '23	NOV '24		NOV '23	NOV '24	
Lakes Region Casino	\$11,562	\$38,948	237%	\$5,295	\$7,900	49%	\$16,858	\$46,848	178%
Wonder Casino	\$71,487	\$61,117	-15%	\$38,573	\$59,373	54%	\$110,061	\$120,490	9%
Filotimo Casino - Dover	\$48,019	\$121,553	153%	\$124,103	\$176,443	42%	\$172,122	\$297,996	73%
Gate City Casino	\$379,417	\$497,789	31%	\$193,055	\$289,179	50%	\$572,472	\$786,968	37%
Filotimo Casino - Manchester	\$228,351	\$321,987	41%	\$173,747	\$247,248	42%	\$402,098	\$569,235	42%
Aces + Eights Casino	\$3,968	\$4,203	6%	\$4,552	\$5,996	32%	\$8,520	\$10,199	20%
Chasers Poker Room	\$371,544	\$351,722	-5%	\$-	\$-	N/A	\$371,544	\$351,722	-5%
Lebanon Poker Room	\$47,642	\$84,769	78%	\$24,867	\$37,891	52%	\$72,509	\$122,660	69%
Lucky Moose Casino	\$71,967	\$115,174	60%	\$41,441	\$59,047	42%	\$113,407	\$174,221	54%
River Casino	\$21,335	\$50,460.20	137%	\$-	\$-	N/A	\$21,335	\$50,460	137%
Ocean Gaming	\$36,023	\$52,399	45%	\$12,516	\$27,754	122%	\$48,539	\$80,152	65%
The Brook	\$370,689	\$586,833	58%	\$306,636.17	\$480,689	57%	\$677,325	\$1,067,522	58%
	\$1,662,005	\$2,286,955		\$924,784	\$1,391,519		\$2,586,789	\$3,678,474	

*Charity Allocation is after Rental Payments. As of June 15, 2024, rent is no longer allowed to be charged to charities.

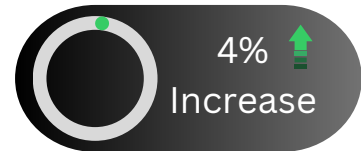
GAMES OF CHANCE & HISTORIC HORSE RACING*



GAME OPERATOR REVENUE

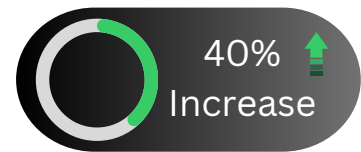
PREVIOUS MONTH TO CURRENT MONTH

OCT '24 - \$14,898,469
 NOV '24 - \$15,504,880



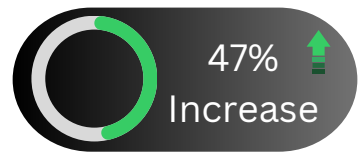
CURRENT MONTH - PREVIOUS YEAR TO CURRENT YEAR

NOV '23 - \$11,090,105
 NOV '24 - \$15,504,880



YTD - PREVIOUS YEAR TO CURRENT YEAR

2023 - \$105,151,734
 2024 - \$154,695,714



GAME ROOM

GAME ROOM	OCT '24	NOV '24		NOV '23	NOV '24		2023 YTD	2024 YTD	
Lakes Region Casino	\$125,789	\$127,762	2%	\$100,324	\$127,762	27%	\$739,997	\$1,513,113	104%
Wonder Casino	\$575,970	\$601,776	4%	\$500,821	\$601,776	20%	\$4,168,919	\$6,297,906	51%
Filotimo Casino - Dover	\$1,681,973	\$1,700,972	1%	\$1,241,789	\$1,700,972	37%	\$11,482,386	\$16,528,999	44%
Gate City Casino	\$3,064,386	\$3,258,987	6%	\$2,288,109	\$3,258,987	42%	\$15,728,420	\$31,275,563	99%
Filotimo Casino - Manchester	\$2,496,307	\$2,623,415	4%	\$1,962,408	\$2,623,415	34%	\$17,059,929	\$26,291,465	54%
Aces + Eights Casino	\$60,070	\$57,981	-3%	\$45,152	\$57,981	28%	\$497,420	\$1,103,601	122%
Chasers Poker Room	\$610,377	\$552,705	-9%	\$622,426	\$552,705	-11%	\$5,879,180	\$6,523,399	11%
Lebanon Poker Room	\$417,980	\$456,802	8%	\$305,836	\$456,802	49%	\$2,705,266	\$4,415,745	63%
Lucky Moose Casino	\$681,756	\$684,425	0.4%	\$521,807	\$684,425	31%	\$7,183,727	\$7,354,659	2%
River Casino	\$74,095	\$78,173.00	6%	\$48,850	\$78,173.00	60%	\$1,467,586	\$944,035.75	-36%
Ocean Gaming	\$325,619	\$319,526	-2%	\$188,405	\$319,526	70%	\$3,345,348	\$4,181,841	25%
The Brook	\$4,722,385	\$5,042,355	7%	\$3,264,177	\$5,042,355	54%	\$34,893,557	\$48,265,387	38%

* GOE Revenue includes Rental Payments. As of June 15, 2024, rent is no longer allowed to be charged to charities.

DISCLAIMER

Any Games of Chance/Historic Horse Racing Monthly Financial Reports and/or State Revenue Invoices that have not been submitted to the NH Lottery Commission Investigation & Compliance Division, are not calculated into these amounts or graphs shown. Figures are shown as reported in State Revenue Invoices. These figures are subject to change should the Game Operator Employer submit a revision of their Monthly Financial Report.