

GAMES OF CHANCE & HISTORIC HORSE RACING GAMING REVENUE REPORT

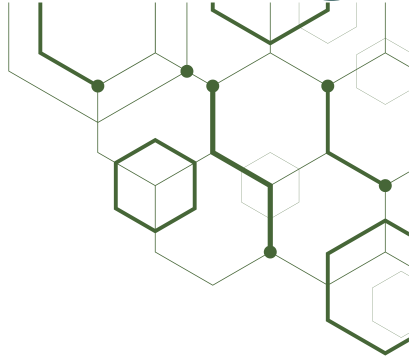
DEC
2024



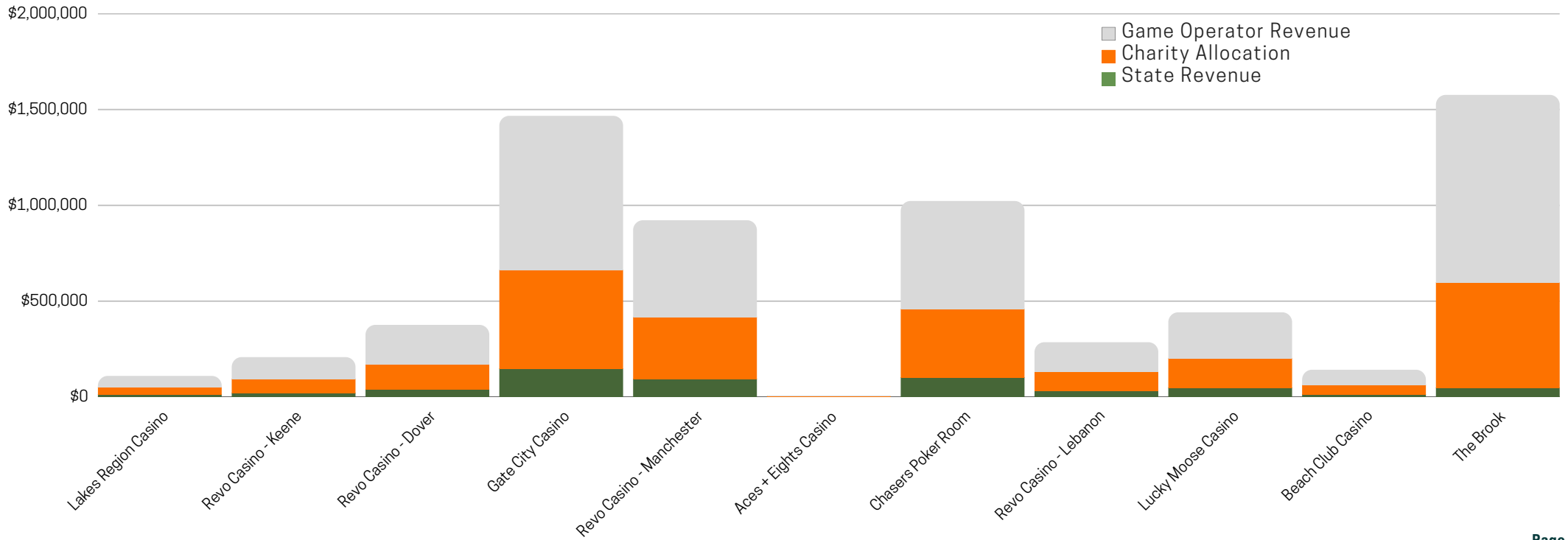
NEW HAMPSHIRE LOTTERY COMMISSION
INVESTIGATION & COMPLIANCE DIVISION

GAMES OF CHANCE

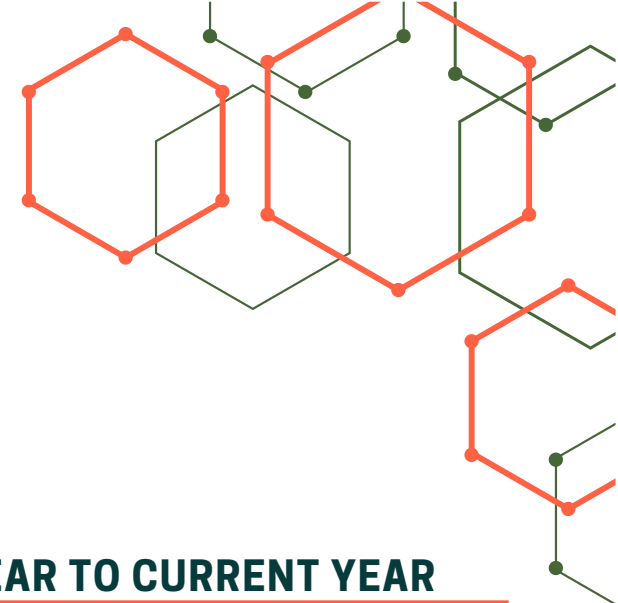
TOTAL REVENUE



GAME ROOM	STATE REVENUE	CHARITY REVENUE	GAME OPERATOR REVENUE	TOTAL REVENUE
Lakes Region Casino	\$12,807	\$38,479	\$58,655	\$109,941
Revo Casino - Keene	\$21,092	\$72,801	\$114,109	\$208,002
Revo Casino - Dover	\$39,127	\$131,701	\$205,462	\$376,290
Gate City Casino	\$147,268	\$513,467	\$806,313	\$1,467,047
Revo Casino - Manchester	\$94,936	\$322,779	\$504,510	\$922,225
Aces + Eights Casino	\$759	\$2,609	\$4,086	\$7,454
Chasers Poker Room	\$102,272	\$357,950	\$562,493	\$1,022,715
Revo Casino - Lebanon	\$30,337	\$99,997	\$155,372	\$285,707
Lucky Moose Casino	\$45,754	\$154,615	\$241,388	\$441,757
Beach Club Casino	\$14,647	\$49,728	\$77,706	\$142,081
The Brook	\$47,291	\$551,732	\$977,354	\$1,576,377
MONTHLY TOTAL	\$556,289	\$2,295,858	\$3,707,446	\$6,559,594



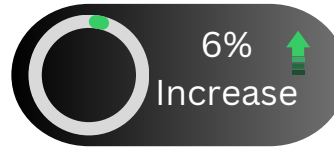
GAMES OF CHANCE*



GAME OPERATOR REVENUE

PREVIOUS MONTH TO CURRENT MONTH

NOV '24 - \$3,499,404
DEC '24 - \$3,707,446



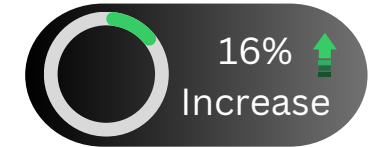
CURRENT MONTH - PREVIOUS YEAR TO CURRENT YEAR

DEC '23 - \$3,232,593
DEC '24 - \$3,707,446



CY YTD - PREVIOUS YEAR TO CURRENT YEAR

2023 - \$34,759,153
2024 - \$40,392,359

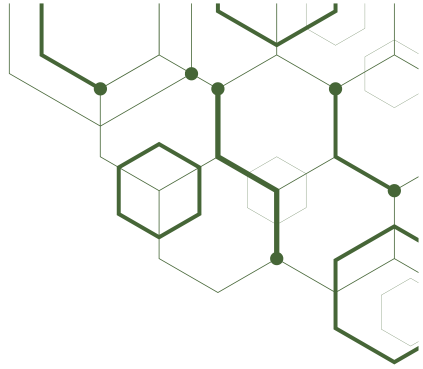


GAME ROOM	NOVEMBER	DECEMBER		DEC '23	DEC '24		2023 YTD	2024 YTD	
Lakes Region Casino	\$60,047	\$58,655	-2%	\$70,273	\$58,655	-17%	\$718,722	\$864,770	20%
Revo Casino - Keene	\$92,867	\$114,109	23%	\$153,264	\$114,109	-26%	\$1,652,647	\$1,428,086	-14%
Revo Casino - Dover	\$188,602	\$205,462	9%	\$192,528	\$205,462	7%	\$2,121,465	\$2,294,721	8%
Gate City Casino	\$780,311	\$806,313	3%	\$654,559	\$806,313	23%	\$6,170,066	\$8,327,584	35%
Revo Casino - Manchester	\$504,147	\$504,510	0.1%	\$475,851	\$504,510	6%	\$5,136,461	\$5,617,334	9%
Aces + Eights Casino	\$6,586	\$4,086	-38%	\$6,739	\$4,086	-39%	\$169,206	\$148,920	-12%
Chasers Poker Room	\$552,705	\$562,493	2%	\$625,838	\$562,493	-10%	\$6,505,018	\$7,085,893	9%
Revo Casino - Lebanon	\$132,026	\$155,372	18%	\$111,168	\$155,372	40%	\$1,007,537	\$1,464,145	45%
Lucky Moose Casino	\$178,309	\$241,388	35%	\$186,574	\$241,388	29%	\$2,662,770	\$2,309,716	-13%
Beach Club Casino	\$81,636	\$77,706	-5%	\$95,060	\$77,706	-18%	\$1,366,277	\$1,376,061	1%
The Brook	\$922,167	\$977,354	6%	\$660,739	\$977,354	48%	\$7,248,985	\$9,475,130	31%

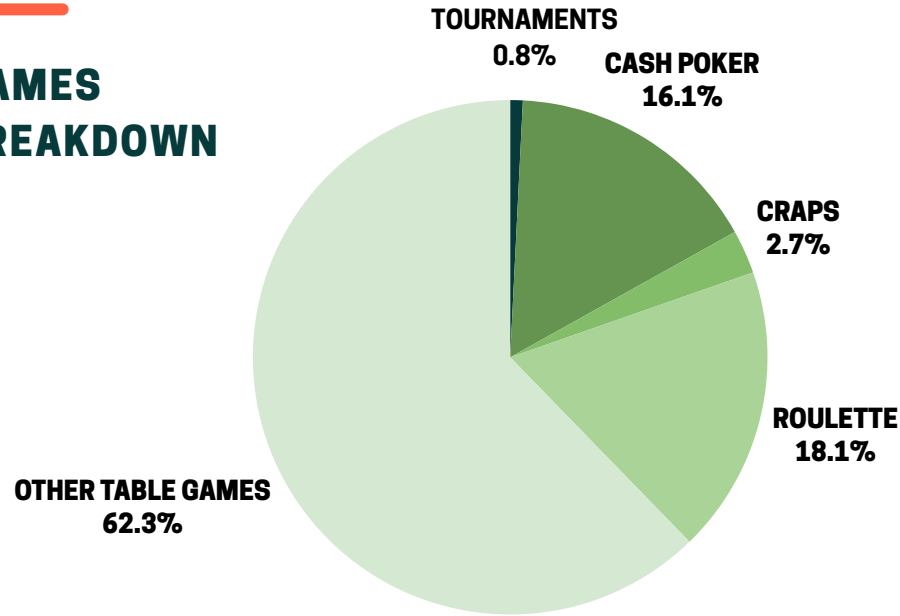
* GOE Revenue includes Rental Payments. As of June 15, 2024, rent is no longer allowed to be charged to charities.

GAMES OF CHANCE

REVENUE BY GAME TYPE



GAMES BREAKDOWN



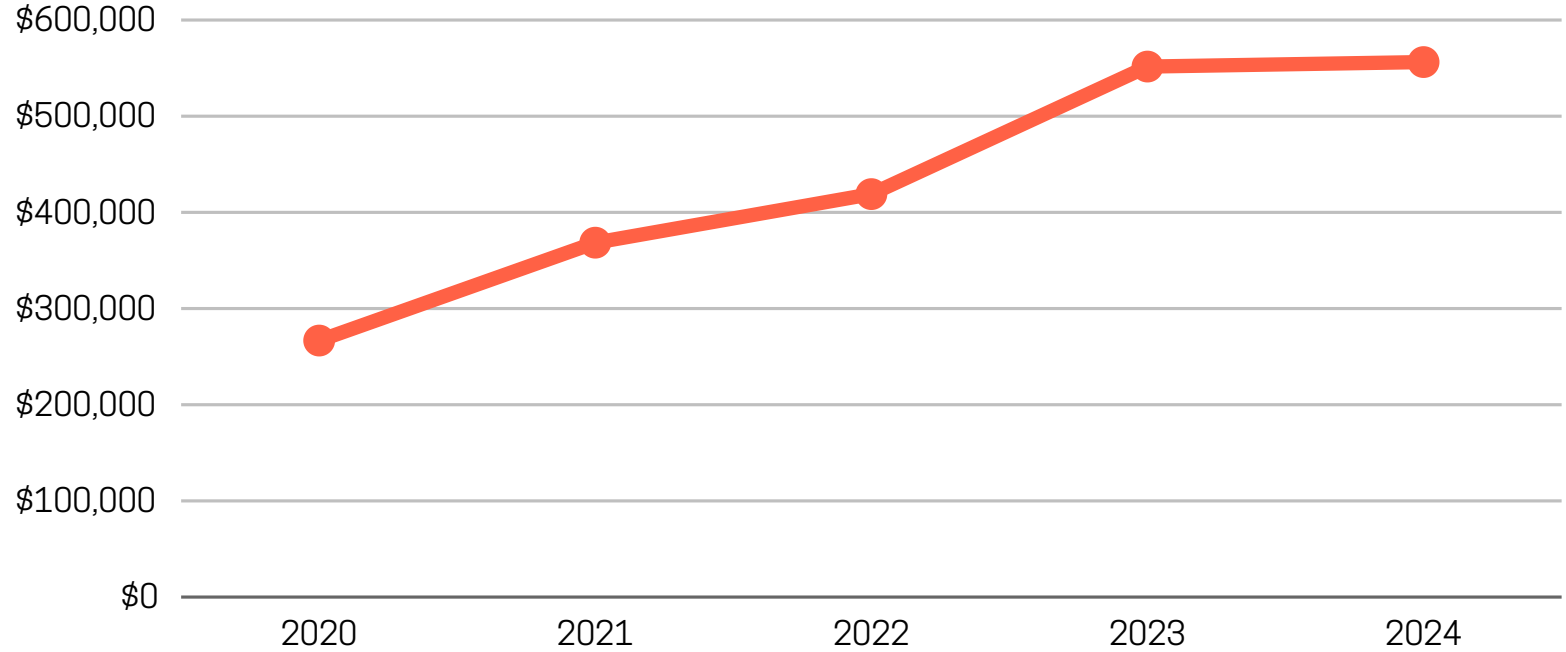
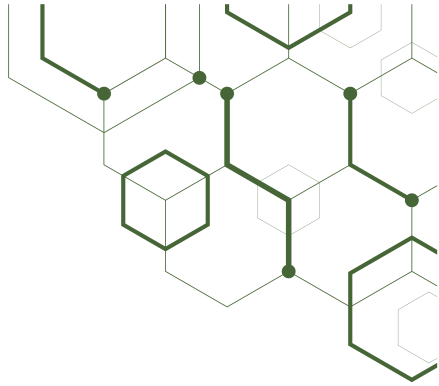
GAME ROOM	TOURNAMENTS	CASH POKER	CRAPS	ROULETTE	OTHER TABLE GAMES	TOTAL
Lakes Region Casino	\$6,028	\$8,614	\$-	\$26,747	\$68,552	\$109,941
Revo Casino - Keene	\$-	\$7,590	\$-	\$24,966	\$175,446	\$208,002
Revo Casino - Dover	\$2,268	\$16,109	\$-	\$71,761	\$286,152	\$376,290
Gate City Casino	\$11,256	\$236,742	\$66,142	\$382,880	\$770,027	\$1,467,047
Revo Casino - Manchester	\$29,070	\$85,952	\$-	\$203,603	\$603,600	\$922,225
Aces + Eights Casino	\$-	\$6,141	\$-	\$1,297	\$16	\$7,454
Chasers Poker Room	\$-	\$431,323	\$-	\$115,162	\$476,230	\$1,022,715
Revo Casino - Lebanon	\$3,024	\$20,470	\$-	\$40,428	\$221,785	\$285,707
Lucky Moose Casino	\$-	\$-	\$-	\$131,684	\$310,073	\$441,757
Beach Club Casino	\$-	\$-	\$7,834	\$37,885	\$96,362	\$142,081
The Brook	\$-	\$244,019	\$106,212	\$149,670	\$1,076,476	\$1,576,377
MONTHLY TOTAL	\$51,646	\$1,056,960	\$180,189	\$1,186,083	\$4,084,716	\$6,559,594

GAMES OF CHANCE

DECEMBER

TOTAL REVENUE FOR YEAR - ACTIVE GAME ROOMS

STATE REVENUE

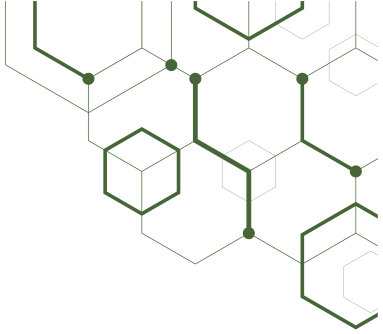


5 YEAR COMPARISON - DECEMBER

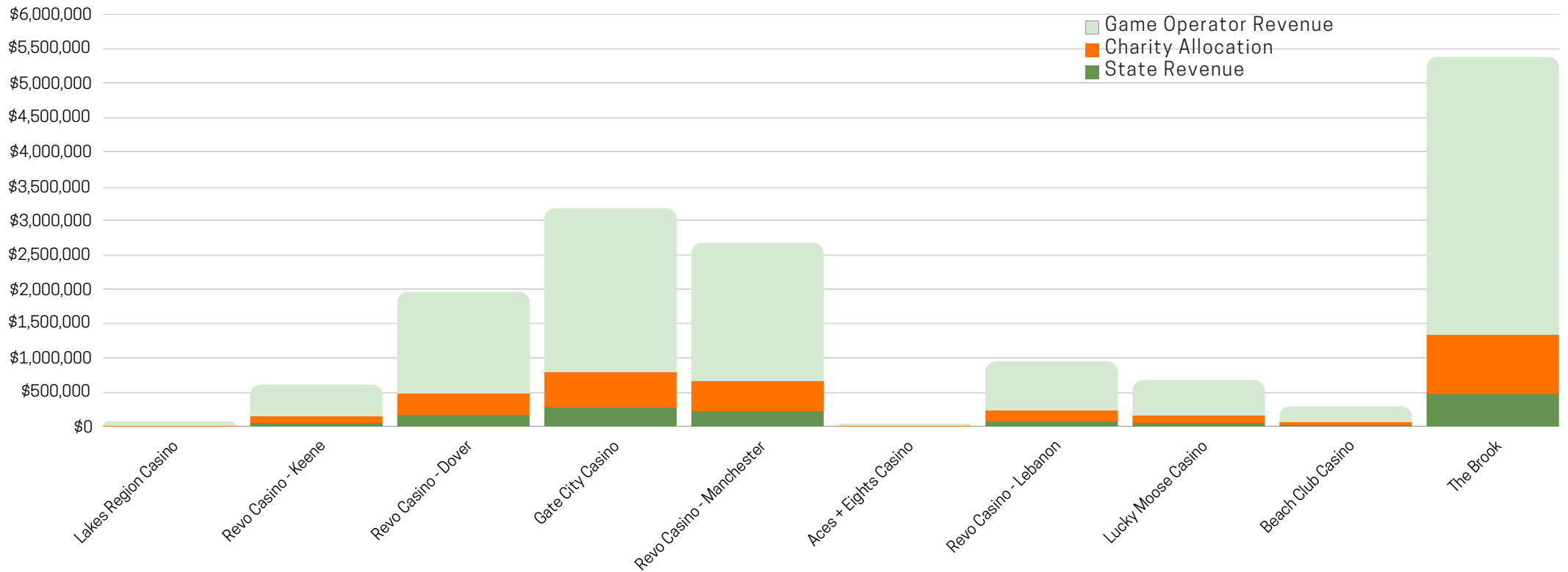
Dec	Lakes Region Casino	Revo Casino Keene	Revo Casino Dover	Gate City Casino	Revo Casino Manchester	Aces + Eights Casino	Chasers Poker Room	Revo Casino Lebanon	Lucky Moose Casino	Beach Club Casino	The Brook	Total
2024	\$12,807	\$21,092	\$39,127	\$147,268	\$94,936	\$759	\$102,272	\$30,337	\$45,754	\$14,647	\$47,291	\$556,289
2023	\$10,849	\$23,916	\$27,439	\$116,193	\$79,063	\$1,616	\$111,062	\$20,172	\$30,145	\$15,247	\$115,907	\$551,608
2022	\$5,504	\$18,075	\$17,554	\$82,694	\$61,265	\$0	\$83,188	\$8,743	\$34,869	\$12,977	\$94,125	\$418,993
2021	\$6,395	\$4,530	\$10,789	\$80,503	\$60,614	\$0	\$100,847	\$8,608	\$23,828	\$10,746	\$61,630	\$368,489
2020	\$5,772	\$7,360	\$1,502	\$66,586	\$45,190	\$0	\$85,865	\$6,592	\$14,984	\$8,981	\$23,883	\$266,714

HISTORIC HORSE RACING

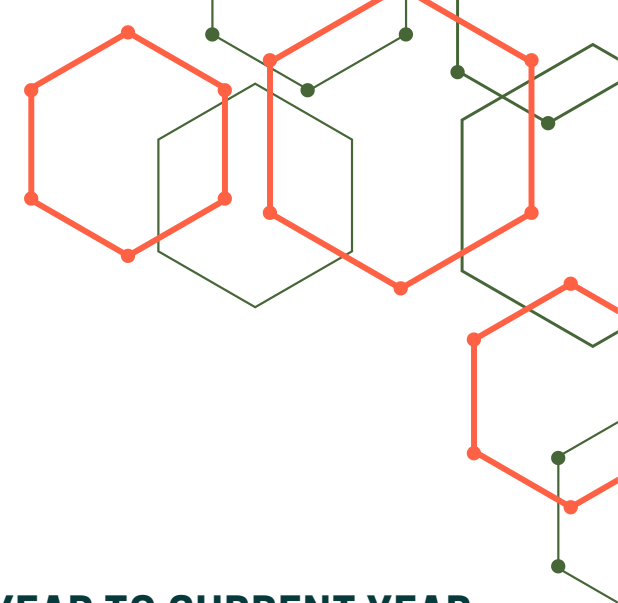
TOTAL REVENUE



GAME ROOM	HANDLE	STATE REVENUE	CHARITY REVENUE	GAME OPERATOR REVENUE	TOTAL REVENUE
Lakes Region Casino	\$955,126	\$12,962	\$6,980	\$59,825	\$79,766
Revo Casino - Keene	\$7,164,938	\$99,192	\$53,411	\$457,807	\$610,410
Revo Casino - Dover	\$22,308,293	\$318,494	\$171,497	\$1,469,973	\$1,959,964
Gate City Casino	\$37,241,658	\$516,200	\$277,954	\$2,382,461	\$3,176,614
Revo Casino - Manchester	\$30,323,770	\$434,244	\$233,823	\$2,004,201	\$2,672,268
Aces + Eights Casino	\$475,644	\$6,713	\$3,615	\$30,985	\$41,314
Revo Casino - Lebanon	\$9,994,556	\$154,253	\$83,059	\$711,936	\$949,248
Lucky Moose Casino	\$7,599,295	\$109,795	\$59,120	\$506,745	\$675,660
Beach Club Casino	\$3,425,236	\$48,059	\$25,878	\$221,810	\$295,747
The Brook	\$62,270,771	\$874,004	\$470,617	\$4,033,863	\$5,378,484
MONTHLY TOTAL	\$181,759,287	\$2,573,915	\$1,385,954	\$11,879,606	\$15,839,474



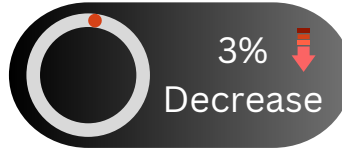
HISTORIC HORSE RACING



GAME OPERATOR REVENUE

PREVIOUS MONTH TO CURRENT MONTH

NOV '24 - \$11,927,303
DEC '24 - \$11,879,606



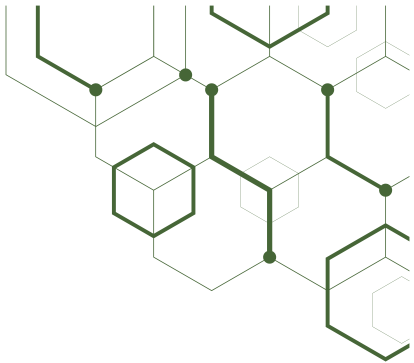
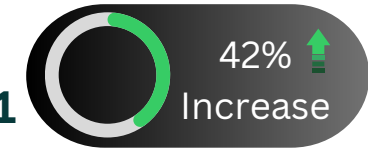
CURRENT MONTH - PREVIOUS YEAR TO CURRENT YEAR

DEC '23 - \$8,817,568
DEC '24 - \$11,879,606



YTD - PREVIOUS YEAR TO CURRENT YEAR

2023 - \$80,975,156
2024 - \$128,946,371

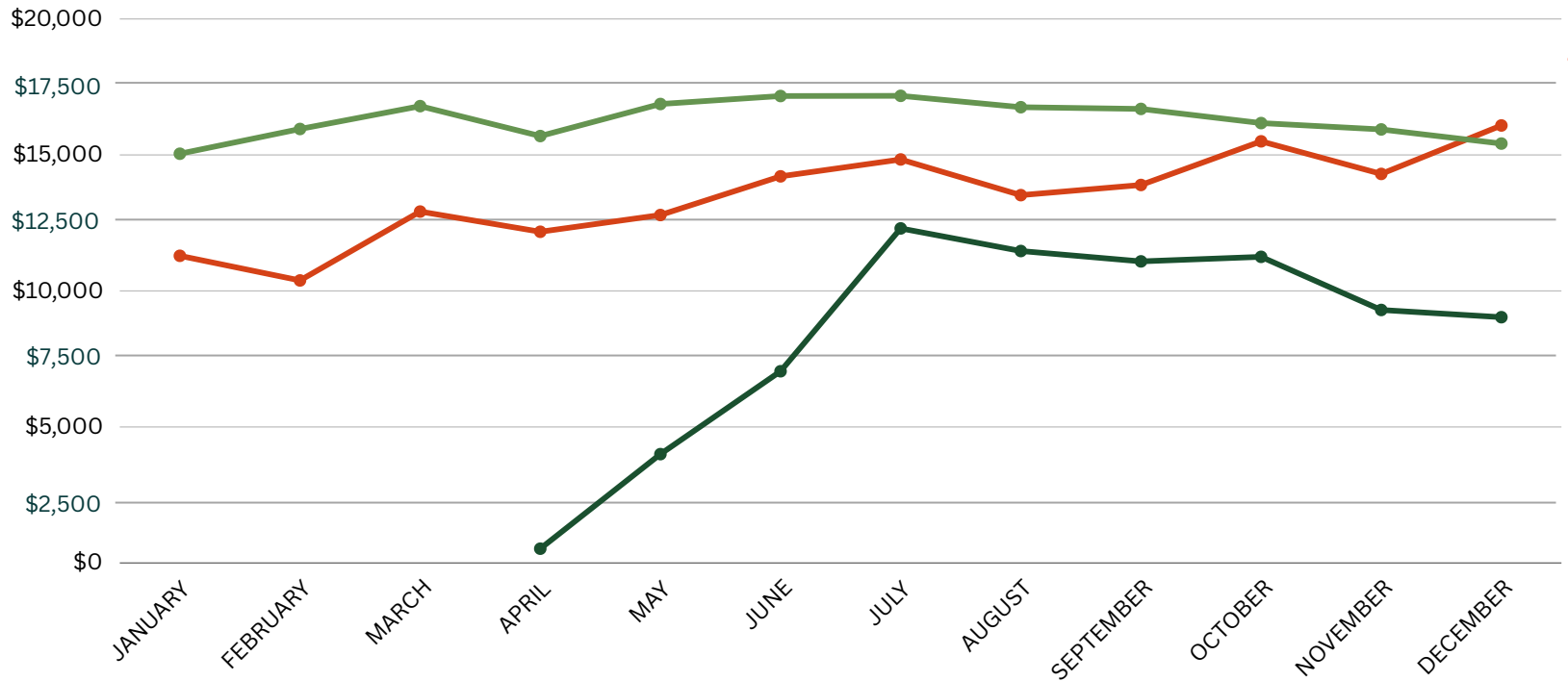


GAME ROOM	NOV '24	DEC '24		DEC '23	DEC '24		2023 YTD	2024 YTD	
Lakes Region Casino	\$67,715	\$59,825	-12%	\$39,222	\$59,825	53%	\$130,770	\$766,822	486%
Revo Casino - Keene	\$508,908	\$457,807	-10%	\$375,710	\$457,807	22%	\$3,045,246	\$5,441,736	79%
Revo Casino - Dover	\$1,512,370	\$1,469,973	-3%	\$1,290,452	\$1,469,973	14%	\$10,843,901	\$15,909,713	47%
Gate City Casino	\$2,478,675	\$2,382,461	-4%	\$1,877,225	\$2,382,461	27%	\$12,090,138	\$26,136,753	116%
Revo Casino - Manchester	\$2,119,268	\$2,004,201	-5%	\$1,509,458	\$2,004,201	33%	\$13,908,778	\$23,182,842	67%
Aces + Eights Casino	\$51,395	\$30,985	-40%	\$43,343	\$30,985	-29%	\$378,295	\$989,752	162%
Revo Casino - Lebanon	\$324,776	\$711,936	119%	\$226,698	\$711,936	214%	\$2,035,594	\$3,818,908	88%
Lucky Moose Casino	\$506,116	\$506,745	0.1%	\$436,997	\$506,745	16%	\$5,144,529	\$5,793,076	13%
Beach Club Casino	\$237,890	\$221,810	-7%	\$106,047	\$221,810	109%	\$2,180,177	\$3,105,295	42%
The Brook	\$4,120,188	\$4,033,863	-2%	\$2,912,418	\$4,033,863	39%	\$31,217,729	\$43,801,474	40%

HISTORIC HORSE RACING

ANNUAL BREAKAGE

2022 2023 2024



BREAKAGE

YEAR TO DATE

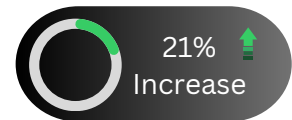
	2022	2023	% CHANGE
January	\$-	\$11,292	N/A
February	\$-	\$10,387	N/A
March	\$-	\$12,919	N/A
April	\$525	\$12,176	2219%
May	\$4,001	\$12,791	220%
June	\$7,048	\$14,213	102%
July	\$12,299	\$14,834	21%
August	\$11,468	\$13,522	18%
September	\$11,087	\$13,896	25%
October	\$11,254	\$15,500	38%
November	\$9,301	\$14,302	54%
December	\$9,035	\$16,083	78%

2022 - \$76,020
2023 - \$161,915



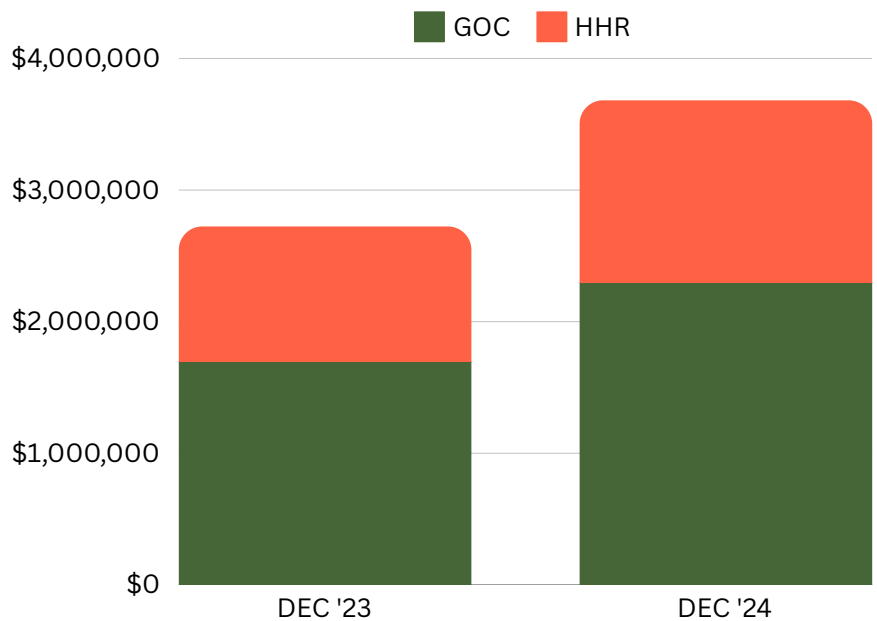
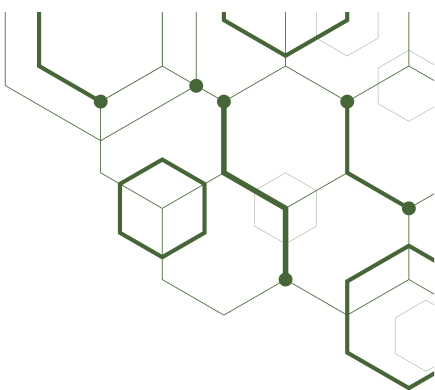
	2023	2024	% CHANGE
January	\$11,292	\$15,045	33%
February	\$10,387	\$15,493	49%
March	\$12,919	\$16,794	30%
April	\$12,176	\$15,695	29%
May	\$12,791	\$16,872	32%
June	\$14,213	\$17,166	21%
July	\$14,834	\$17,173	16%
August	\$13,522	\$16,755	24%
September	\$13,896	\$16,692	20%
October	\$15,500	\$16,171	4%
November	\$14,302	\$15,938	11%
December	\$16,083	\$15,418	-4%

2023 - \$161,915
2024 - \$195,213



GAMES OF CHANCE & HISTORIC HORSE RACING*

CHARITY ALLOCATION



CURRENT MONTH - PREVIOUS YEAR TO CURRENT YEAR

DEC '23 - \$2,723,363
 DEC '24 - \$3,681,812

35% Increase

YTD - PREVIOUS YEAR TO CURRENT YEAR

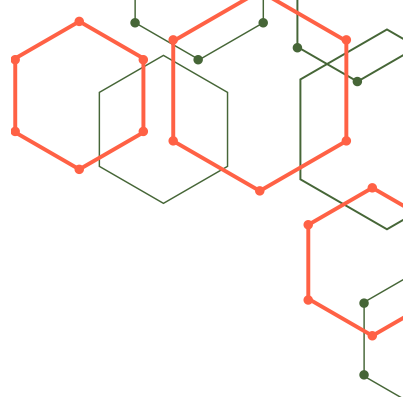
2023 - \$27,234,779
 2024 - \$38,907,017

43% Increase

GAME ROOM	GAMES OF CHANCE			HISTORIC HORSE RACING			TOTAL		
	DEC '23	DEC '24		DEC '23	DEC '24		DEC '23	DEC '24	
Lakes Region Casino	\$25,219	\$38,479	53%	\$4,576	\$6,980	53%	\$29,795	\$45,459	53%
Revo Casino - Keene	\$59,635	\$72,801	22%	\$43,833	\$53,411	22%	\$103,468	\$126,212	22%
Revo Casino - Dover	\$46,905	\$131,701	181%	\$150,553	\$171,497	14%	\$197,458	\$303,198	54%
Gate City Casino	\$391,174	\$513,467	31%	\$219,010	\$277,954	27%	\$610,184	\$791,420	30%
Revo Casino - Manchester	\$227,262	\$322,779	42%	\$176,103	\$233,823	33%	\$403,365	\$556,602	38%
Aces + Eights Casino	\$4,499	\$2,609	-42%	\$5,057	\$3,615	-29%	\$9,556	\$6,224	-35%
Chasers Poker Room	\$373,715	\$357,950	-4%	\$-	\$-	N/A	\$373,715	\$357,950	-4%
Revo Casino - Lebanon	\$60,721	\$99,997	65%	\$26,448	\$83,059	214%	\$87,169	\$183,056	110%
Lucky Moose Casino	\$80,926	\$154,615	91%	\$50,983	\$59,120	16%	\$131,909	\$213,735	62%
Beach Club Casino	\$42,165	\$49,728	18%	\$12,372	\$25,878	109%	\$54,537	\$75,606	39%
The Brook	\$382,425	\$551,732	44%	\$339,782	\$470,617	39%	\$722,207	\$1,022,349	42%
	\$1,694,647	\$2,295,858		\$1,028,716	\$1,385,954		\$2,723,363	\$3,681,812	

*Charity Allocation is after Rental Payments. As of June 15, 2024, rent is no longer allowed to be charged to charities.

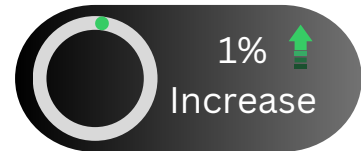
GAMES OF CHANCE & HISTORIC HORSE RACING*



GAME OPERATOR REVENUE

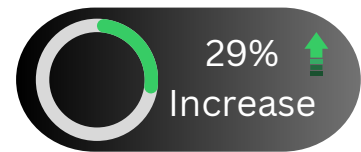
PREVIOUS MONTH TO CURRENT MONTH

NOV '24 - \$15,426,707
DEC '24 - \$15,587,052



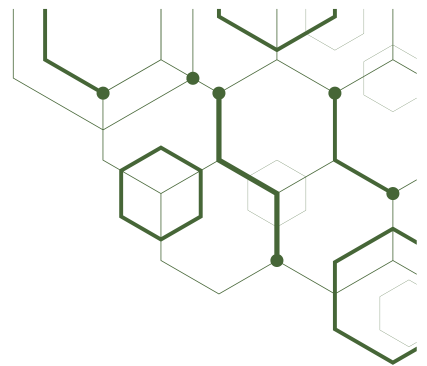
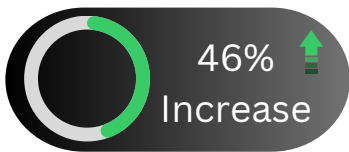
CURRENT MONTH - PREVIOUS YEAR TO CURRENT YEAR

DEC '23 - \$12,050,161
DEC '24 - \$15,587,052



YTD - PREVIOUS YEAR TO CURRENT YEAR

2023 - \$115,734,309
2024 - \$169,338,731



GAME ROOM	NOV '24	DEC '24		DEC '23	DEC '24		2023 YTD	2024 YTD	
Lakes Region Casino	\$127,762	\$118,479	-7%	\$109,495	\$118,479	8%	\$849,491	\$1,631,593	92%
Revo Casino - Keene	\$601,776	\$571,916	-5%	\$528,974	\$571,916	8%	\$4,697,893	\$6,869,822	46%
Revo Casino - Dover	\$1,700,972	\$1,675,435	-2%	\$1,482,980	\$1,675,435	13%	\$12,965,366	\$18,204,434	40%
Gate City Casino	\$3,258,987	\$3,188,774	-2%	\$2,531,784	\$3,188,774	26%	\$18,260,204	\$34,464,336	89%
Revo Casino - Manchester	\$2,623,415	\$2,508,712	-4%	\$1,985,310	\$2,508,712	26%	\$19,045,238	\$28,800,176	51%
Aces + Eights Casino	\$57,981	\$35,071	-40%	\$50,081	\$35,071	-30%	\$547,501	\$1,138,672	108%
Chasers Poker Room	\$552,705	\$562,493	2%	\$625,838	\$562,493	-10%	\$6,505,018	\$7,085,893	9%
Revo Casino - Lebanon	\$456,802	\$867,308	90%	\$337,866	\$867,308	157%	\$3,043,131	\$5,283,053	74%
Lucky Moose Casino	\$684,425	\$748,132	9%	\$623,571	\$748,132	20%	\$7,807,298	\$8,102,792	4%
Beach Club Casino	\$319,526	\$299,516	-6%	\$201,106	\$299,516	49%	\$3,546,454	\$4,481,356	26%
The Brook	\$5,042,355	\$5,011,217	-1%	\$3,573,157	\$5,011,217	40%	\$38,466,714	\$53,276,604	39%

* GOE Revenue includes Rental Payments. As of June 15, 2024, rent is no longer allowed to be charged to charities.

DISCLAIMER

Any Games of Chance/Historic Horse Racing Monthly Financial Reports and/or State Revenue Invoices that have not been submitted to the NH Lottery Commission Investigation & Compliance Division, are not calculated into these amounts or graphs shown. Figures are shown as reported in State Revenue Invoices. These figures are subject to change should the Game Operator Employer submit a revision of their Monthly Financial Report.