


# FEBRUARY 2025

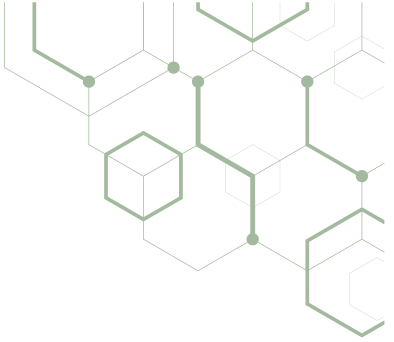
## GAMES OF CHANCE & HISTORIC HORSE RACING GAMING REVENUE REPORT

NEW HAMPSHIRE LOTTERY COMMISSION  
INVESTIGATION & COMPLIANCE DIVISION

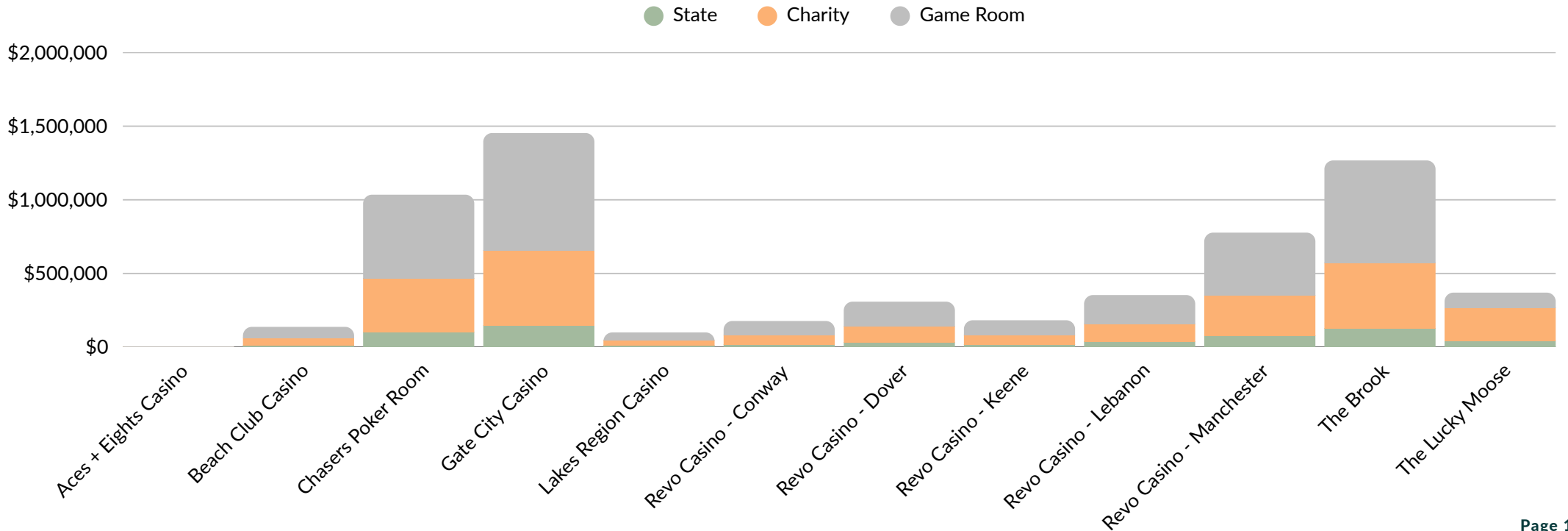


# GAMES OF CHANCE

## TOTAL REVENUE

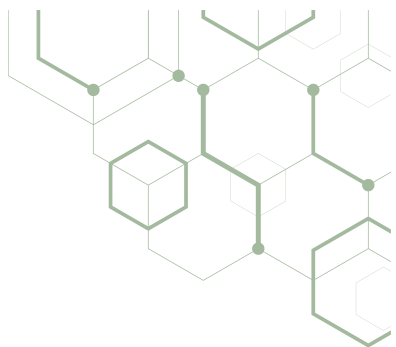


GAME ROOM	STATE REVENUE	CHARITY REVENUE	GAME OPERATOR REVENUE	TOTAL REVENUE
Aces + Eights Casino	\$471	\$1,593	\$2,487	\$4,551
Beach Club Casino	\$13,949	\$48,122	\$75,421	\$137,493
Chasers Poker Room	\$103,470	\$362,146	\$569,086	\$1,034,702
Gate City Casino	\$146,947	\$508,640	\$797,669	\$1,453,256
Lakes Region Casino	\$11,111	\$34,883	\$53,672	\$99,666
Revo Casino - Conway	\$17,790	\$62,110	\$97,558	\$177,458
Revo Casino - Dover	\$31,961	\$108,016	\$168,640	\$308,617
Revo Casino - Keene	\$18,249	\$63,870	\$100,367	\$182,486
Revo Casino - Lebanon	\$35,455	\$123,695	\$194,264	\$353,414
Revo Casino - Manchester	\$78,934	\$272,030	\$426,265	\$777,229
The Brook	\$126,737	\$443,578	\$697,051	\$1,267,366
The Lucky Moose	\$41,938	\$223,838	\$104,191	\$369,967
<b>MONTHLY TOTAL</b>	<b>\$627,012</b>	<b>\$2,252,521</b>	<b>\$3,286,671</b>	<b>\$6,166,204</b>



# GAMES OF CHANCE\*

## GAME OPERATOR REVENUE



### PREVIOUS MONTH TO CURRENT MONTH

JAN '25 - \$3,538,756


FEB '25 - \$3,286,671



### CURRENT MONTH - PREVIOUS YEAR TO CURRENT YEAR

FEB '24 - \$3,155,370

FEB '25 - \$3,286,671



### CY YTD - PREVIOUS YEAR TO CURRENT YEAR

2024 - \$6,130,053

2025 - \$6,825,427

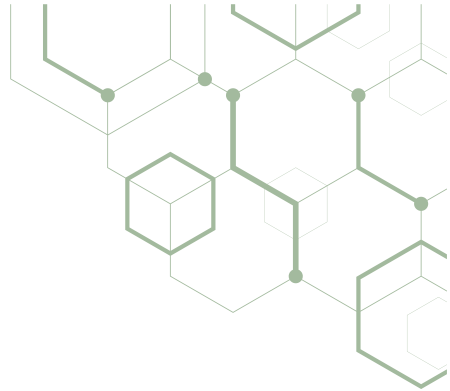


GAME ROOM	JANUARY	FEBRUARY		FEB '24	FEB '25		2024 YTD	2025 YTD	
Aces + Eights Casino	\$5,261	\$2,487	-53%	\$2,841	\$2,487	-12%	\$13,317	\$7,748	-42%
Beach Club Casino	\$65,403	\$75,421	15%	\$95,400	\$75,421	-21%	\$174,648	\$140,823	-19%
Chasers Poker Room	\$599,145	\$569,086	-5%	\$530,253	\$569,086	7%	\$1,112,851	\$1,168,231	5%
Gate City Casino	\$780,143	\$797,669	2%	\$705,871	\$797,669	13%	\$1,270,925	\$1,577,813	24%
Lakes Region Casino	\$75,096	\$53,672	-29%	\$67,062	\$53,672	-20%	\$139,618	\$128,768	-8%
Revo Casino - Conway	\$278	\$97,558	35024%	\$-	\$97,558	N/A	\$-	\$97,835	N/A
Revo Casino - Dover	\$188,687	\$168,640	-11%	\$195,591	\$168,640	-14%	\$358,926	\$357,327	-0.4%
Revo Casino - Keene	\$96,639	\$100,367	4%	\$113,439	\$100,367	-12%	\$220,111	\$197,007	-10%
Revo Casino - Lebanon	\$228,250	\$194,264	-15%	\$119,144	\$194,264	63%	\$235,665	\$422,514	79%
Revo Casino - Manchester	\$434,604	\$426,265	-2%	\$465,716	\$426,265	-8%	\$860,670	\$860,869	0.02%
The Brook	\$882,154	\$697,051	-21%	\$636,704	\$697,051	9%	\$1,341,442	\$1,579,205	18%
The Lucky Moose	\$183,094	\$104,191	-43%	\$223,348	\$104,191	-53%	\$401,880	\$287,285	-29%

\* 2024 GOE Revenue includes rental payments. As of June 15, 2024, rent is no longer allowed to be charged to charities.

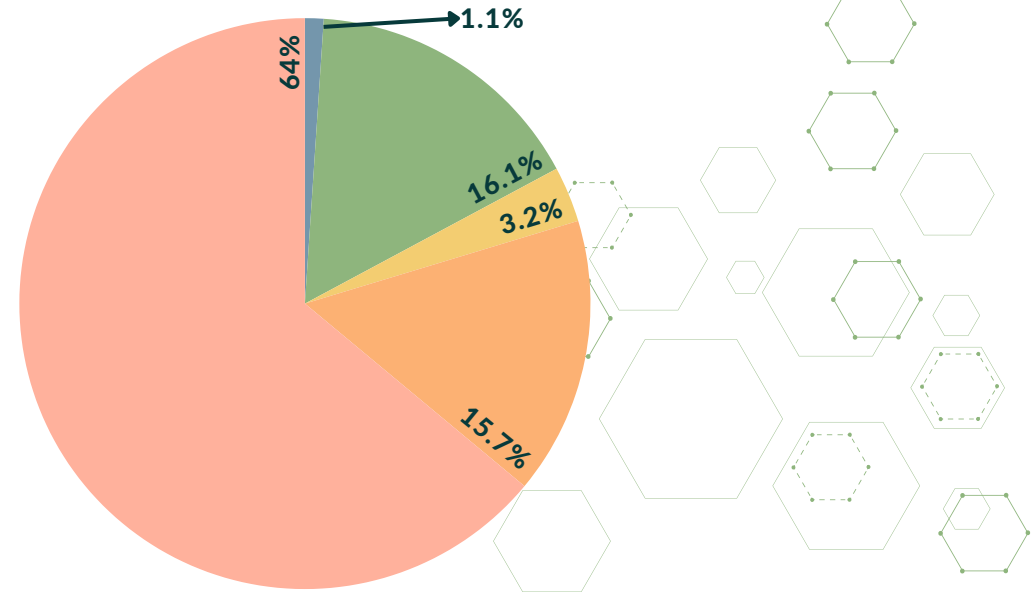
# GAMES OF CHANCE

## REVENUE BY GAME TYPE



### GAMES BREAKDOWN

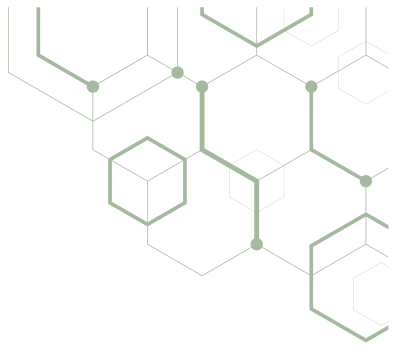
- TOURNAMENTS
- CASH POKER
- CRAPS
- ROULETTE
- OTHER TABLE GAMES



GAME ROOM	TOURNAMENTS	CASH POKER	CRAPS	ROULETTE	OTHER TABLE GAMES	TOTAL
Aces + Eights Casino	\$-	\$1,215	\$-	\$2,551	\$785	\$4,551
Beach Club Casino	\$-	\$-	\$8,251	\$14,785	\$114,457	\$137,493
Chasers Poker Room	\$-	\$427,774	\$-	\$135,730	\$471,198	\$1,034,702
Gate City Casino	\$32,430	\$231,404	\$125,324	\$292,165	\$771,934	\$1,453,256
Lakes Region Casino	\$5,684	\$6,866	\$-	\$19,652	\$67,464	\$99,666
Revo Casino - Conway	\$-	\$6,752	\$-	\$44,543	\$126,163	\$177,458
Revo Casino - Dover	\$1,092	\$17,802	\$-	\$86,985	\$202,738	\$308,617
Revo Casino - Keene	\$-	\$7,322	\$-	\$19,316	\$155,848	\$182,486
Revo Casino - Lebanon	\$1,620	\$23,342	\$-	\$59,225	\$269,227	\$353,414
Revo Casino - Manchester	\$24,216	\$80,727	\$-	\$148,754	\$523,532	\$777,229
The Brook	\$-	\$190,305	\$60,748	\$81,590	\$934,722	\$1,267,366
The Lucky Moose	\$-	\$-	\$-	\$64,155	\$305,812	\$369,967
<b>MONTHLY TOTAL</b>	<b>\$65,042</b>	<b>\$993,509</b>	<b>\$194,323</b>	<b>\$969,451</b>	<b>\$3,943,880</b>	<b>\$6,166,204</b>

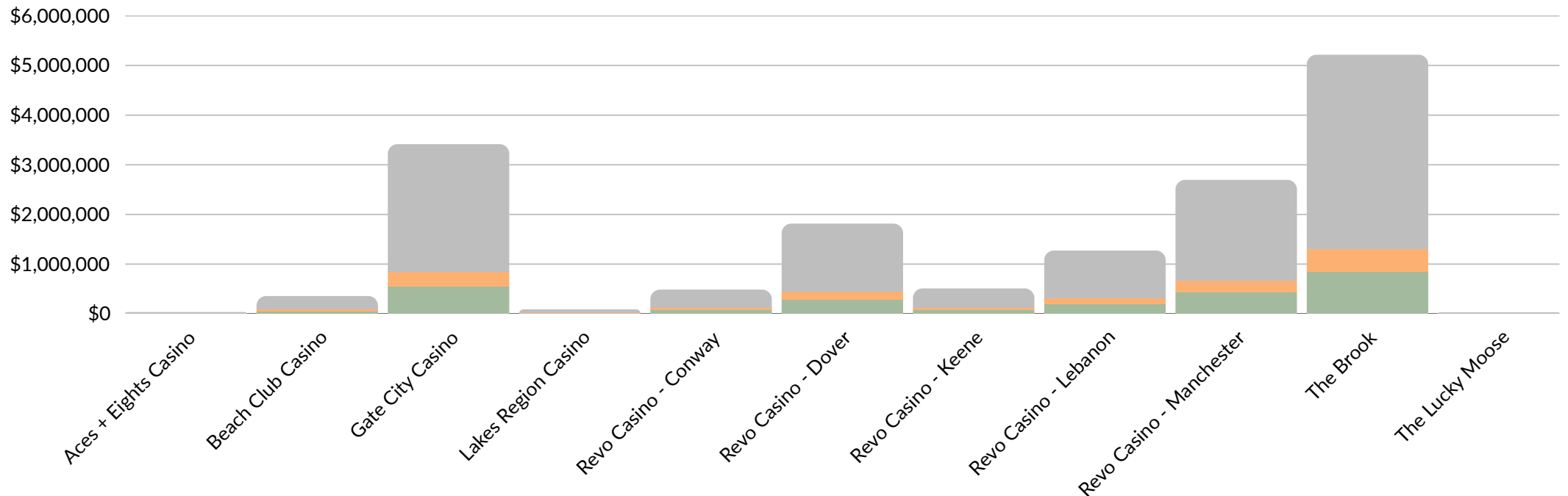
# HISTORIC HORSE RACING

## TOTAL REVENUE



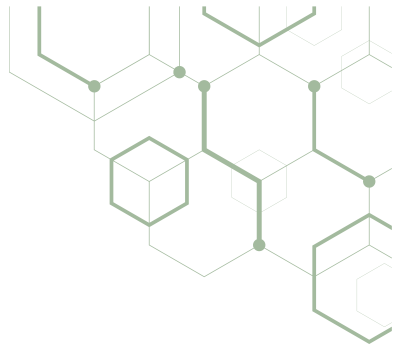
GAME ROOM	STATE REVENUE	CHARITY REVENUE	GAME OPERATOR REVENUE	TOTAL REVENUE
Aces + Eights Casino	\$5,552	\$2,989	\$25,622	\$34,163
Beach Club Casino	\$57,981	\$31,220	\$267,604	\$356,805
Gate City Casino	\$555,054	\$298,875	\$2,561,789	\$3,415,718
Lakes Region Casino	\$14,340	\$7,722	\$66,185	\$88,246
Revo Casino - Conway	\$79,084	\$42,584	\$365,005	\$486,673
Revo Casino - Dover	\$295,067	\$158,882	\$1,361,847	\$1,815,796
Revo Casino - Keene	\$82,875	\$44,625	\$382,500	\$510,001
Revo Casino - Lebanon	\$206,915	\$111,416	\$954,993	\$1,273,324
Revo Casino - Manchester	\$438,241	\$235,976	\$2,022,650	\$2,696,867
The Brook	\$847,691	\$456,449	\$3,912,420	\$5,216,560
The Lucky Moose	\$4,716	\$2,539	\$21,765	\$29,020
<b>MONTHLY TOTAL</b>	<b>\$2,587,516</b>	<b>\$1,393,278</b>	<b>\$11,942,380</b>	<b>\$15,923,173</b>

● State ● Charity ● Game Room



# HISTORIC HORSE RACING

## GAME OPERATOR REVENUE



### PREVIOUS MONTH TO CURRENT MONTH

JAN '25 - \$12,022,316

FEB '25 - \$11,942,380



### CURRENT MONTH - PREVIOUS YEAR TO CURRENT YEAR

FEB '24 - \$8,959,676

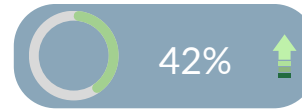
FEB '25 - \$11,942,380



### CY YTD - PREVIOUS YEAR TO CURRENT YEAR

2024 - \$16,922,530

2025 - \$23,964,696



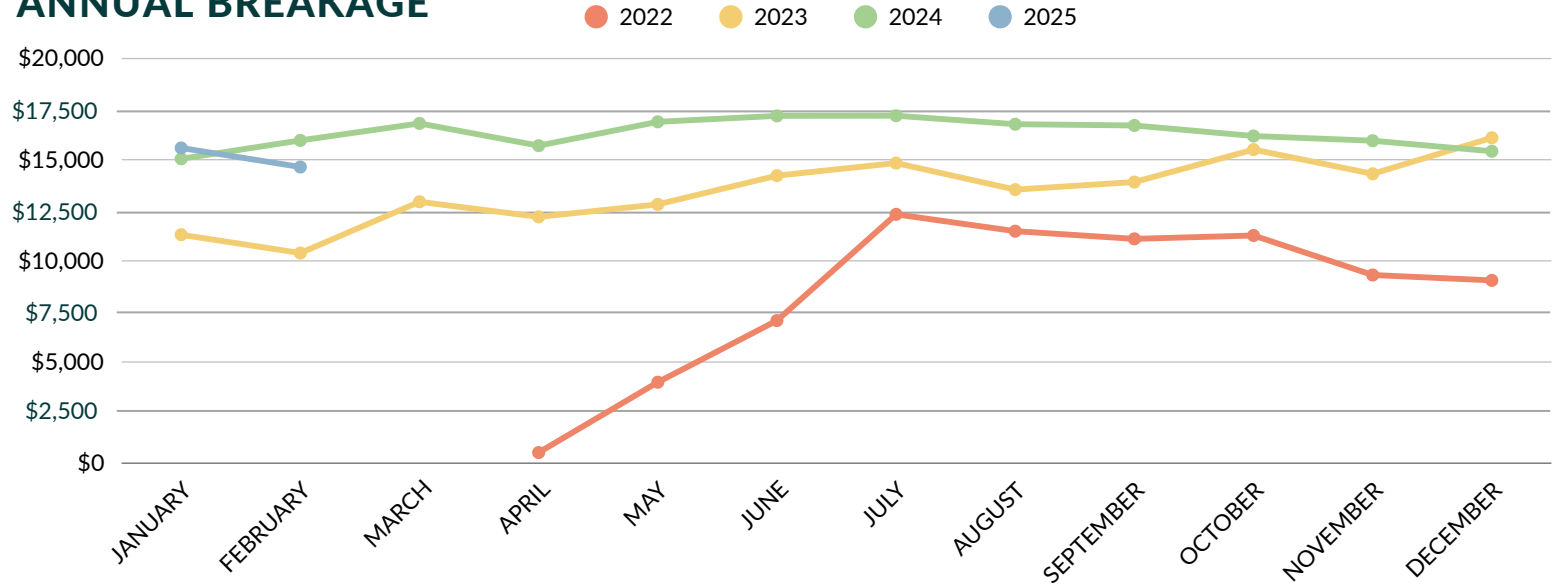
GAME ROOM	JANUARY	FEBRUARY		FEB '24	FEB '25		2024 YTD	2025 YTD	
Aces + Eights Casino	\$30,665	\$25,622	-16%	\$39,205	\$25,622	-35%	\$65,237	\$56,287	-14%
Beach Club Casino	\$230,765	\$267,604	16%	\$161,716	\$267,604	65%	\$271,675	\$498,368	83%
Gate City Casino	\$2,408,967	\$2,561,789	6%	\$1,865,555	\$2,561,789	37%	\$3,561,450	\$4,970,755	40%
Lakes Region Casino	\$69,673	\$66,185	-5%	\$51,377	\$66,185	29%	\$91,515	\$135,858	48%
Revo Casino - Conway	\$14,412	\$365,005	2433%	\$-	\$365,005	N/A	\$-	\$379,417	N/A
Revo Casino - Dover	\$1,396,473	\$1,361,847	-2%	\$1,156,319	\$1,361,847	18%	\$2,192,608	\$2,758,320	26%
Revo Casino - Keene	\$442,530	\$382,500	-14%	\$383,452	\$382,500	-0.2%	\$730,889	\$825,030	13%
Revo Casino - Lebanon	\$976,233	\$954,993	-2%	\$218,137	\$954,993	338%	\$403,740	\$1,931,225	378%
Revo Casino - Manchester	\$2,105,562	\$2,022,650	-4%	\$1,682,016	\$2,022,650	20%	\$3,179,520	\$4,128,212	30%
The Brook	\$3,928,389	\$3,912,420	-0.4%	\$2,961,884	\$3,912,420	32%	\$5,562,956	\$7,840,809	41%
The Lucky Moose	\$418,648	\$21,765	-95%	\$440,015	\$21,765	-95%	\$862,940	\$440,413	-49%

# HISTORIC HORSE RACING

## BREAKAGE



## ANNUAL BREAKAGE



## YEAR TO DATE

	2022	2023	% CHANGE
January	\$-	\$11,292	N/A
February	\$-	\$10,387	N/A
March	\$-	\$12,919	N/A
April	\$525	\$12,176	2219%
May	\$4,001	\$12,791	220%
June	\$7,048	\$14,213	102%
July	\$12,299	\$14,834	21%
August	\$11,468	\$13,522	18%
September	\$11,087	\$13,896	25%
October	\$11,254	\$15,500	38%
November	\$9,301	\$14,302	54%
December	\$9,035	\$16,083	78%

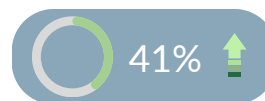
	2023	2024	% CHANGE
January	\$11,292	\$15,045	33%
February	\$10,387	\$15,493	49%
March	\$12,919	\$16,794	30%
April	\$12,176	\$15,695	29%
May	\$12,791	\$16,872	32%
June	\$14,213	\$17,166	21%
July	\$14,834	\$17,173	16%
August	\$13,522	\$16,755	24%
September	\$13,896	\$16,692	20%
October	\$15,500	\$16,171	4%
November	\$14,302	\$15,938	11%
December	\$16,083	\$15,418	-4%

	2024	2025	% CHANGE
January	\$15,045	\$15,581	4%
February	\$15,493	\$14,639	-6%
March	\$16,794		N/A
April	\$15,695		N/A
May	\$16,872		N/A
June	\$17,166		N/A
July	\$17,173		N/A
August	\$16,755		N/A
September	\$16,692		N/A
October	\$16,171		N/A
November	\$15,938		N/A
December	\$15,418		N/A

2022 - \$0  
2023 - \$21,679



2023 - \$21,679  
2024 - \$30,538

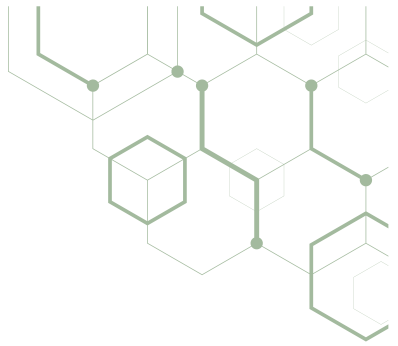


2024 - \$30,538  
2025 - \$30,220

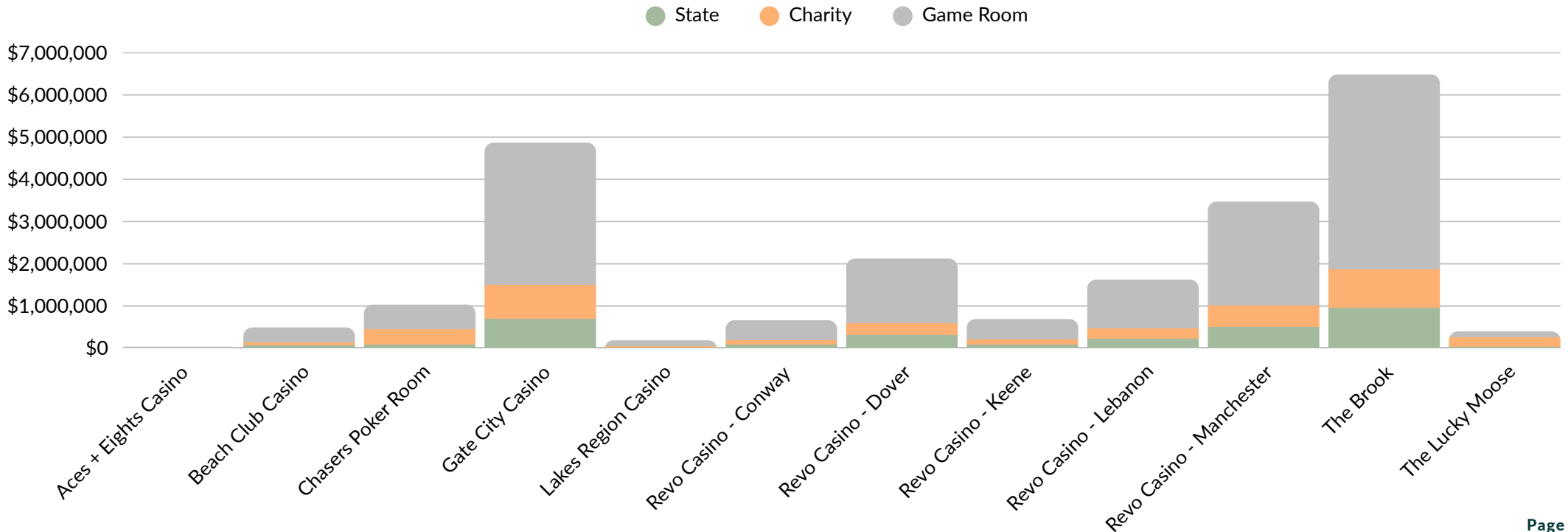


# GAMES OF CHANCE & HISTORIC HORSE RACING

## TOTAL REVENUE



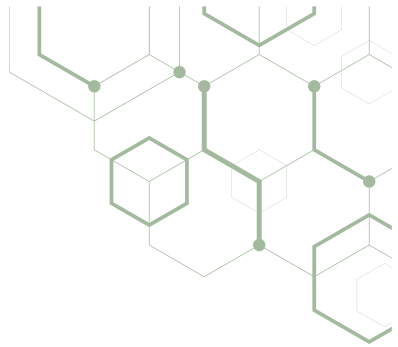
GAME ROOM	STATE REVENUE	CHARITY REVENUE	GAME OPERATOR REVENUE	TOTAL REVENUE
Aces + Eights Casino	\$6,023	\$4,582	\$28,109	\$38,714
Beach Club Casino	\$71,930	\$79,343	\$343,024	\$494,297
Chasers Poker Room	\$103,470	\$362,146	\$569,086	\$1,034,702
Gate City Casino	\$702,001	\$807,515	\$3,359,458	\$4,868,974
Lakes Region Casino	\$25,451	\$42,605	\$119,856	\$187,912
Revo Casino - Conway	\$96,874	\$104,694	\$462,562	\$664,131
Revo Casino - Dover	\$327,028	\$266,898	\$1,530,487	\$2,124,412
Revo Casino - Keene	\$101,124	\$108,495	\$482,868	\$692,487
Revo Casino - Lebanon	\$242,370	\$235,111	\$1,149,257	\$1,626,738
Revo Casino - Manchester	\$517,175	\$508,006	\$2,448,915	\$3,474,096
The Brook	\$974,428	\$900,027	\$4,609,471	\$6,483,925
The Lucky Moose	\$46,654	\$226,377	\$125,956	\$398,987
<b>MONTHLY TOTAL</b>	<b>\$3,214,528</b>	<b>\$3,645,799</b>	<b>\$15,229,051</b>	<b>\$22,089,377</b>





# GAMES OF CHANCE & HISTORIC HORSE RACING

## GAME OPERATOR REVENUE



### PREVIOUS MONTH TO CURRENT MONTH

JAN '25 - \$15,561,072

FEB '25 - \$15,229,051



### CURRENT MONTH - PREVIOUS YEAR TO CURRENT YEAR

FEB '24 - \$12,115,047


FEB '25 - \$15,229,051



### CY YTD - PREVIOUS YEAR TO CURRENT YEAR

2024 - \$23,052,583

2025 - \$30,790,122

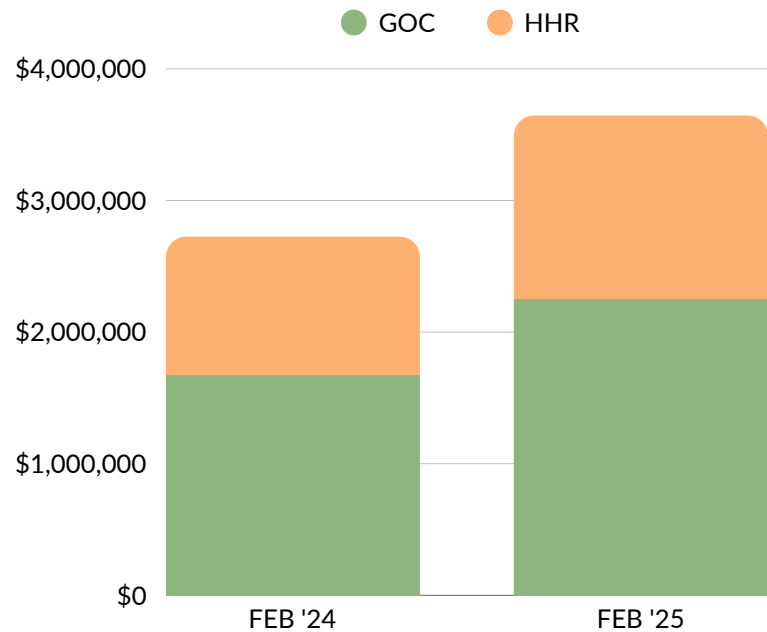


GAME ROOM	JANUARY	FEBRUARY		FEB '24	FEB '25		2024 YTD	2025 YTD	
Aces + Eights Casino	\$35,926	\$28,109	-22%	\$42,046	\$28,109	-33%	\$78,554	\$64,036	-18%
Beach Club Casino	\$296,167	\$343,024	16%	\$257,117	\$343,024	33%	\$446,323	\$639,192	43%
Chasers Poker Room	\$599,145	\$569,086	-5%	\$530,253	\$569,086	7%	\$1,112,851	\$1,168,231	5%
Gate City Casino	\$3,189,110	\$3,359,458	5%	\$2,571,425	\$3,359,458	31%	\$4,832,375	\$6,548,568	36%
Lakes Region Casino	\$144,770	\$119,856	-17%	\$118,439	\$119,856	1%	\$231,134	\$264,626	14%
Revo Casino - Conway	\$14,690	\$462,562	3049%	\$-	\$462,562	N/A	\$-	\$477,252	N/A
Revo Casino - Dover	\$1,585,161	\$1,530,487	-3%	\$1,351,910	\$1,530,487	13%	\$2,551,534	\$3,115,648	22%
Revo Casino - Keene	\$539,169	\$482,868	-10%	\$496,891	\$482,868	-3%	\$951,001	\$1,022,037	7%
Revo Casino - Lebanon	\$1,204,483	\$1,149,257	-5%	\$337,281	\$1,149,257	241%	\$639,405	\$2,353,739	268%
Revo Casino - Manchester	\$2,540,165	\$2,448,915	-4%	\$2,147,732	\$2,448,915	14%	\$4,040,190	\$4,989,081	23%
The Brook	\$4,810,544	\$4,609,471	-4%	\$3,598,589	\$4,609,471	28%	\$6,904,398	\$9,420,015	36%
The Lucky Moose	\$601,742	\$125,956	-79%	\$663,363	\$125,956	-81%	\$1,264,819	\$727,698	-42%

\*2024 GOE Revenue includes rental payments. As of June 15, 2024, rent is no longer allowed to be charged to charities.

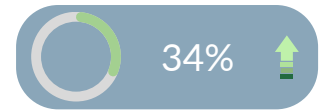
# GAMES OF CHANCE & HISTORIC HORSE RACING

## CHARITY ALLOCATION



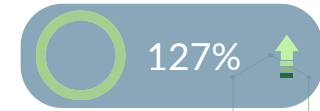
### CURRENT MONTH - PREVIOUS YEAR TO CURRENT YEAR

FEB '24 - \$2,725,487  
FEB '25 - \$3,645,799



### YTD - PREVIOUS YEAR TO CURRENT YEAR

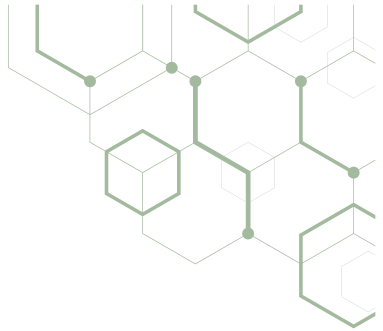
2024 - \$3,216,896  
2025 - \$7,307,043



	GAMES OF CHANCE			HISTORIC HORSE RACING			TOTAL		
	FEB '24	FEB '25	% Change	FEB '24	FEB '25	% Change	FEB '24	FEB '25	% Change
Aces + Eights Casino	\$2,182	\$1,593	-27%	\$4,574	\$2,989	-35%	\$6,756	\$4,582	-32%
Beach Club Casino	\$43,765	\$48,122	10%	\$18,867	\$31,220	65%	\$62,632	\$79,343	27%
Chasers Poker Room	\$315,343	\$362,146	15%	\$-	\$-	N/A	\$315,343	\$362,146	15%
Gate City Casino	\$426,733	\$508,640	19%	\$217,648	\$298,875	37%	\$644,381	\$807,515	25%
Lakes Region Casino	\$20,255	\$34,883	72%	\$5,994	\$7,722	29%	\$26,248	\$42,605	62%
Revo Casino - Conway	\$-	\$62,110	N/A	\$-	\$42,584	N/A	\$-	\$104,694	N/A
Revo Casino - Dover	\$55,977	\$108,016	93%	\$134,904	\$158,882	18%	\$190,881	\$266,898	40%
Revo Casino - Keene	\$41,790	\$63,870	53%	\$44,736	\$44,625	-0.2%	\$86,526	\$108,495	25%
Revo Casino - Lebanon	\$65,155	\$123,695	90%	\$25,449	\$111,416	338%	\$90,604	\$235,111	159%
Revo Casino - Manchester	\$227,913	\$272,030	19%	\$196,235	\$235,976	20%	\$424,148	\$508,006	20%
The Brook	\$373,312	\$443,578	19%	\$345,553	\$456,449	32%	\$718,865	\$900,027	25%
The Lucky Moose Casino	\$107,767	\$223,838	108%	\$51,335	\$2,539	-95%	\$159,102	\$226,377	42%

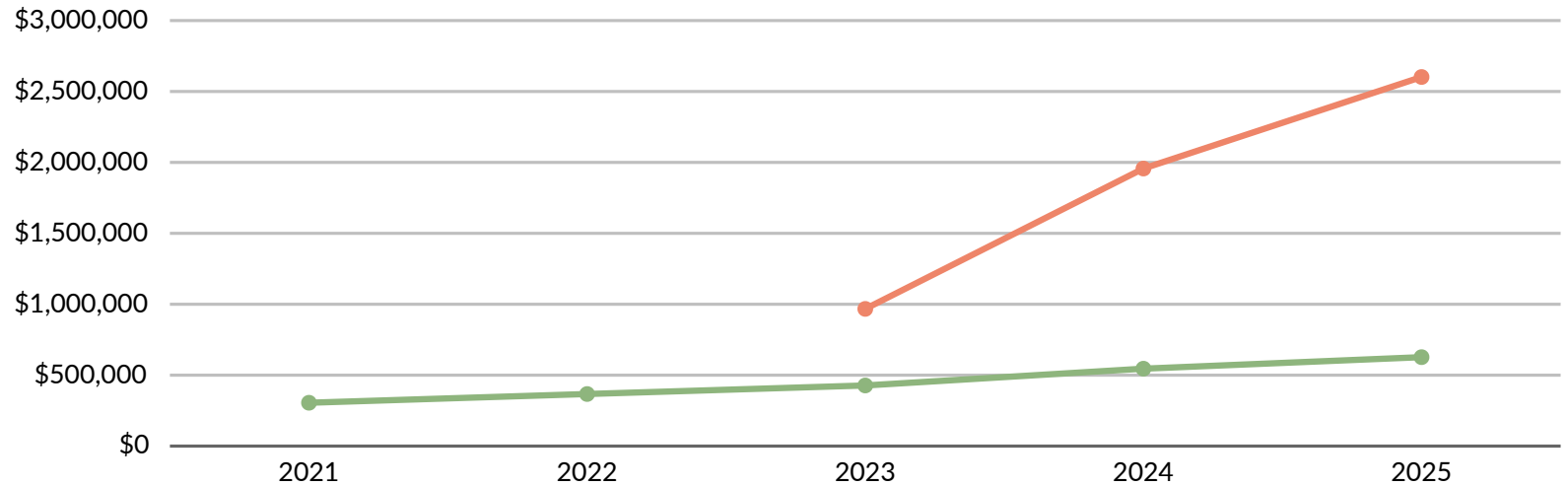
# GAMES OF CHANCE & HISTORIC HORSE RACING

## STATE REVENUE



### FEBRUARY

#### TOTAL ANNUAL REVENUE - ACTIVE GAME ROOMS



### FEBRUARY

#### 5 YEAR COMPARISON BY GAME ROOM

##### GAMES OF CHANCE

FEB	Aces + Eights Casino	Beach Club Casino	Chasers Poker Room	Gate City Casino	Lakes Region Casino	Revo Casino Conway	Revo Casino Dover	Revo Casino Keene	Revo Casino Lebanon	Revo Casino Manchester	The Brook	The Lucky Moose	Total
2025	\$471	\$13,949	\$103,470	\$146,947	\$11,111	\$17,790	\$31,961	\$18,249	\$35,455	\$78,934	\$126,737	\$41,938	\$627,012
2024	\$1,212	\$15,592	\$93,955	\$126,634	\$10,554	\$-	\$28,367	\$18,813	\$21,858	\$77,551	\$114,446	\$36,791	\$545,773
2023	\$-	\$12,946	\$83,713	\$80,856	\$6,166	\$-	\$18,133	\$19,176	\$13,874	\$61,878	\$90,737	\$39,851	\$427,330
2022	\$-	\$10,677	\$94,279	\$83,675	\$5,976	\$-	\$12,037	\$4,482	\$6,950	\$53,551	\$63,294	\$32,204	\$367,125
2021	\$-	\$11,838	\$89,372	\$77,778	\$7,369	\$-	\$3,649	\$5,202	\$9,427	\$50,790	\$50,083	\$-	\$305,508

##### HISTORIC HORSE RACING\*

FEB	Aces + Eights Casino	Beach Club Casino	Gate City Casino	Lakes Region Casino	Revo Casino Conway	Revo Casino Dover	Revo Casino Keene	Revo Casino Lebanon	Revo Casino Manchester	The Brook	The Lucky Moose	Total
2025	\$5,559	\$58,130	\$558,730	\$15,589	\$79,325	\$297,368	\$83,328	\$207,943	\$440,781	\$850,682	\$4,720	\$2,602,155
2024	\$8,503	\$35,239	\$408,583	\$12,516	\$-	\$251,964	\$83,486	\$47,942	\$366,318	\$646,721	\$95,485	\$1,956,757
2023	\$-	\$28,771	\$94,320	\$-	\$-	\$119,030	\$31,393	\$19,374	\$151,123	\$443,729	\$79,535	\$967,274

\* HHR State Revenue includes Breakage.

---

## **DISCLAIMER**

Any Games of Chance/Historic Horse Racing Monthly Financial Reports and/or State Revenue Invoices that have not been submitted to the NH Lottery Commission Investigation & Compliance Division, are not calculated into these amounts or graphs shown. Figures are shown as reported in State Revenue Invoices. These figures are subject to change should the Game Operator Employer submit a revision of their Monthly Financial Report.