

GAMES OF CHANCE & HISTORIC HORSE RACING GAMING REVENUE REPORT

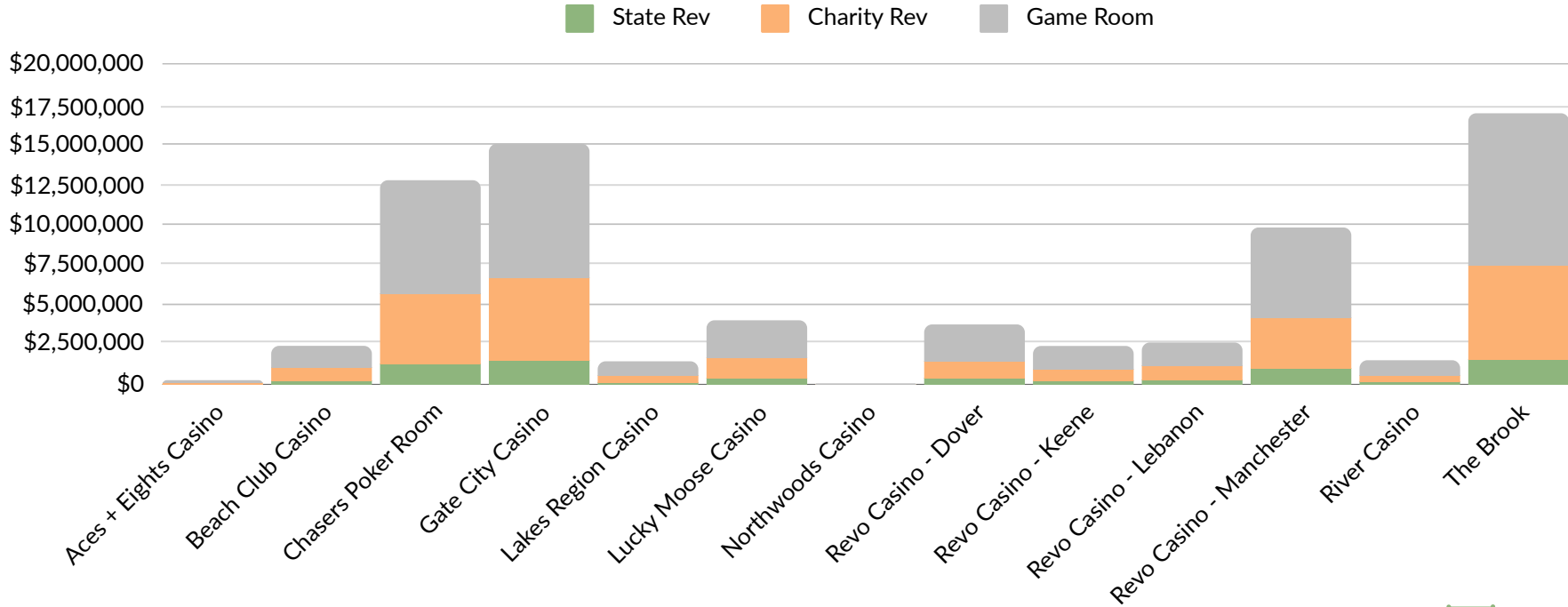
JAN-DEC

2024




NEW HAMPSHIRE LOTTERY COMMISSION
INVESTIGATION & COMPLIANCE
DIVISION

TOTAL REVENUE



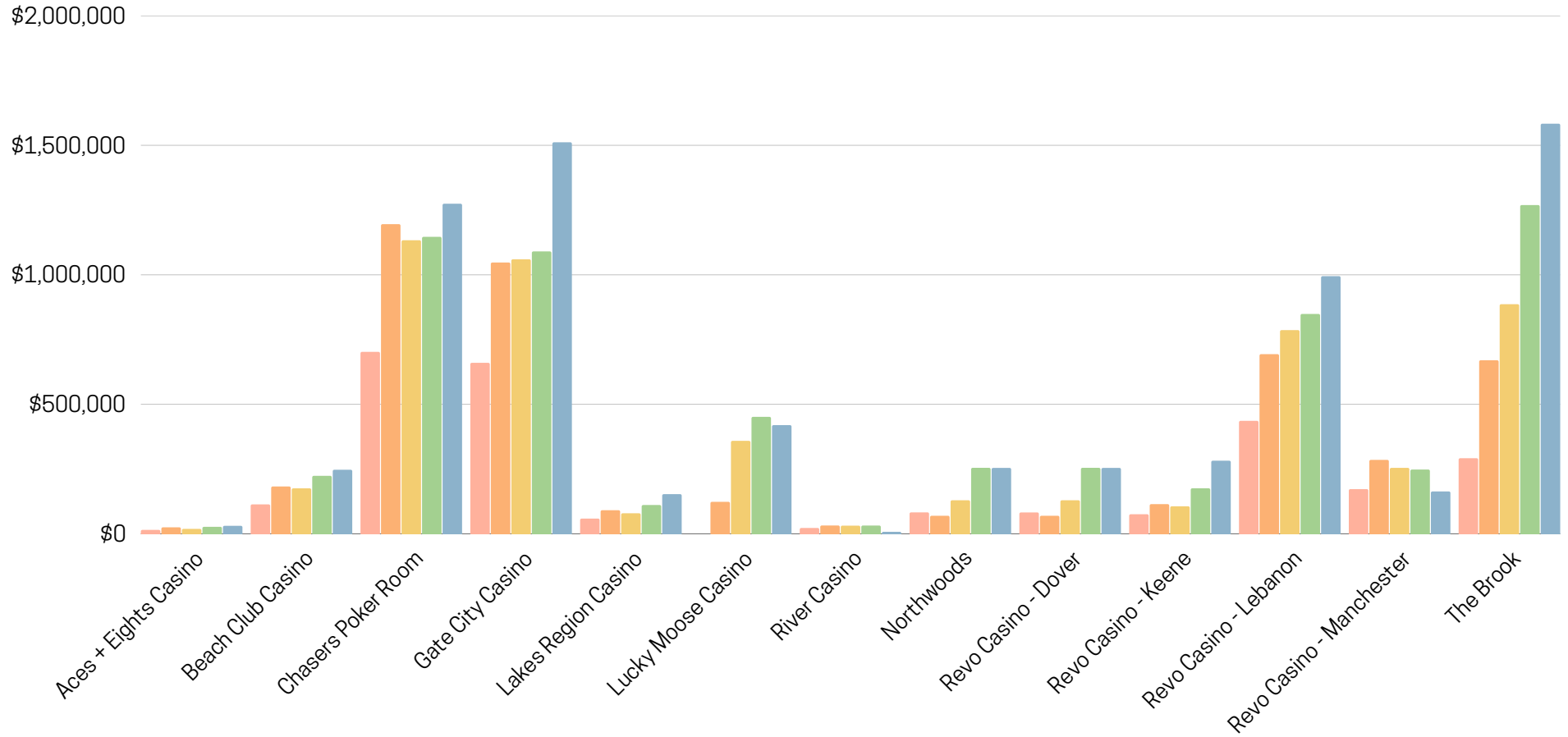
GAME ROOM	STATE REVENUE	CHARITY REVENUE	GAME OPERATOR REVENUE	TOTAL REVENUE
Aces + Eights Casino	\$30,934	\$96,755	\$150,519	\$278,208
Beach Club Casino	\$247,251	\$793,475	\$1,376,061	\$2,416,787
Chasers Poker Room	\$1,274,488	\$4,377,897	\$7,085,893	\$12,738,278
Gate City Casino	\$1,511,664	\$5,171,134	\$8,327,584	\$15,010,382
Lakes Region Casino	\$153,051	\$435,750	\$864,770	\$1,453,571
Lucky Moose Casino	\$419,614	\$1,279,831	\$2,309,716	\$4,009,161
Northwoods Casino	\$7,616	\$18,535	\$48,748	\$74,899
Revo Casino - Dover	\$385,653	\$1,070,601	\$2,294,721	\$3,750,975
Revo Casino - Keene	\$254,387	\$727,101	\$1,428,086	\$2,409,573
Revo Casino - Lebanon	\$282,238	\$879,206	\$1,464,145	\$2,625,590
Revo Casino - Manchester	\$994,761	\$3,179,590	\$5,617,334	\$9,791,684
River Casino	\$163,510	\$413,025	\$944,036	\$1,520,570
The Brook	\$1,583,461	\$5,851,934	\$9,475,130	\$16,910,525
TOTAL	\$7,308,627	\$24,294,833	\$41,386,743	\$72,990,202



5 YEAR COMPARISON - JAN-DEC

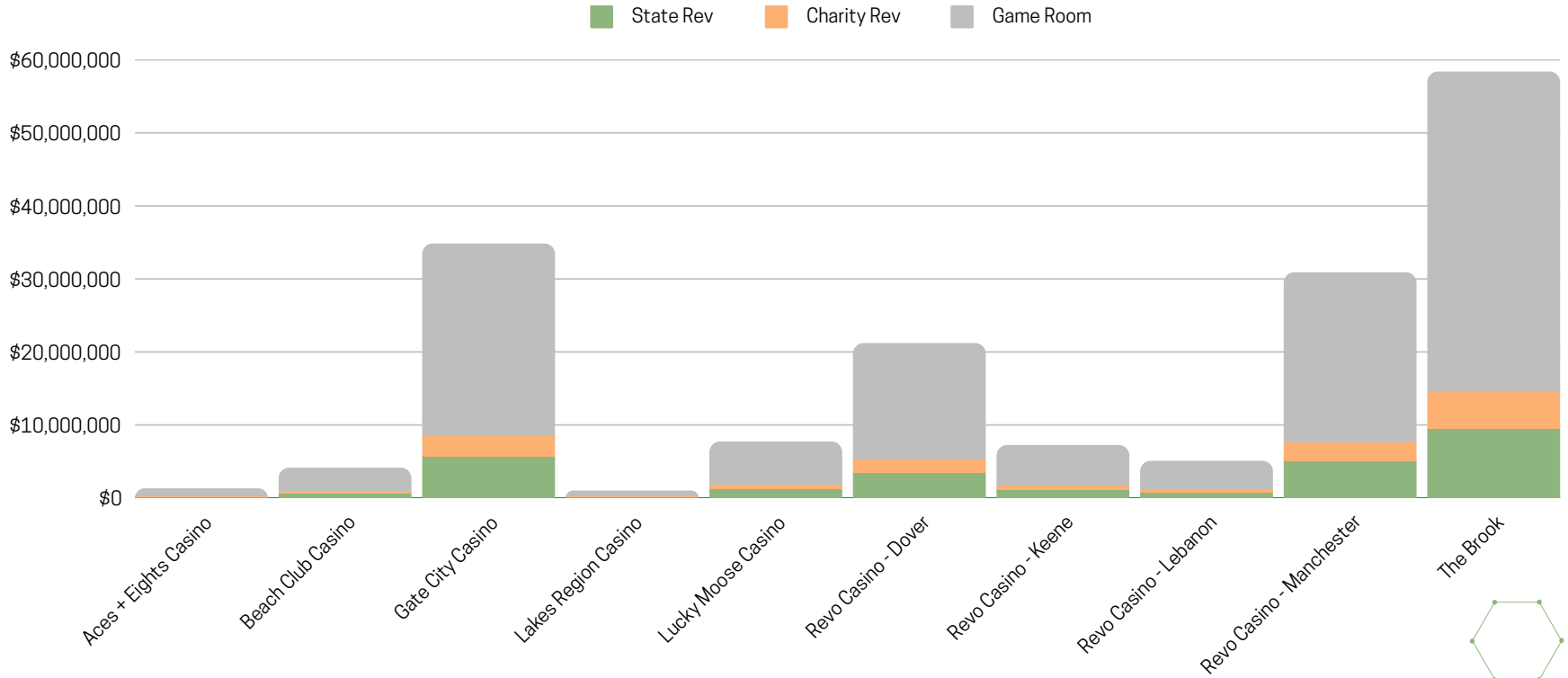
STATE REVENUE

- 2020
- 2021
- 2022
- 2023
- 2024




	Aces + Eights Casino	Beach Club Casino	Chasers Poker Room	Gate City Casino	Lakes Region Casino	Lucky Moose Casino	Northwoods Casino	Revo Casino Dover	Revo Casino Keene	Revo Casino Lebanon	Revo Casino Manchester	River Casino	The Brook	Total
2024	\$30,934	\$247,251	\$1,274,488	\$1,511,664	\$153,051	\$419,614	\$7,616	\$385,653	\$254,387	\$282,238	\$994,761	\$163,510	\$1,583,461	\$7,308,672
2023	\$26,878	\$223,761	\$1,146,640	\$1,090,327	\$111,142	\$451,544	\$31,808	\$299,371	\$254,751	\$175,708	\$848,828	\$248,072	\$1,269,259	\$6,178,089
2022	\$18,951	\$175,527	\$1,133,395	\$1,059,841	\$79,201	\$358,874	\$31,366	\$191,749	\$129,432	\$106,169	\$786,396	\$254,543	\$883,473	\$5,208,917
2021	\$24,946	\$182,680	\$1,195,522	\$1,047,490	\$90,987	\$123,396	\$32,000	\$71,783	\$69,567	\$114,501	\$693,588	\$285,340	\$670,003	\$4,601,801
2020	\$15,068	\$113,515	\$702,478	\$660,158	\$58,676	\$0	\$22,431	\$12,166	\$82,361	\$75,493	\$436,098	\$172,433	\$291,745	\$2,642,621

TOTAL REVENUE

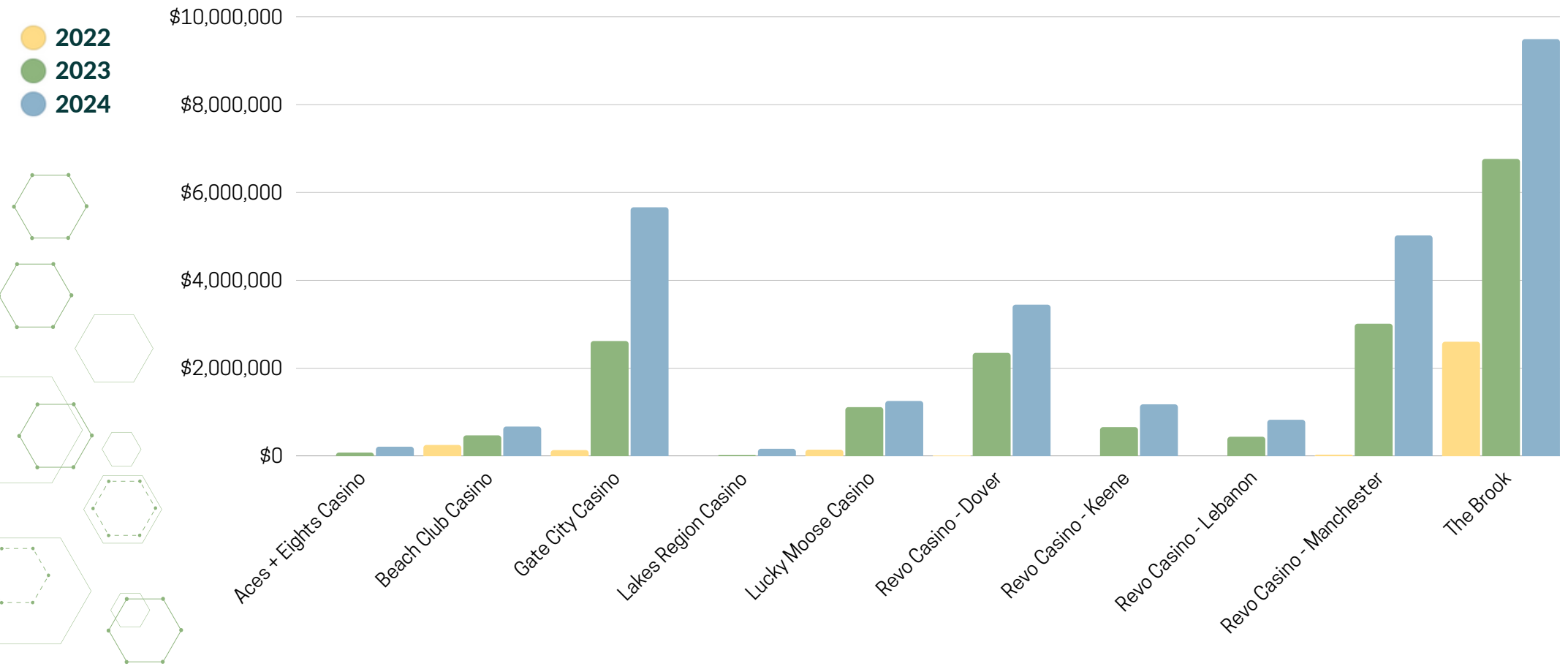


GAME ROOM	STATE REVENUE	CHARITY REVENUE	GAME OPERATOR REVENUE	TOTAL REVENUE
Aces + Eights Casino	\$214,446	\$115,471	\$989,752	\$1,319,669
Beach Club Casino	\$672,814	\$362,284	\$3,105,295	\$4,140,394
Gate City Casino	\$5,662,963	\$3,049,288	\$26,136,753	\$34,849,003
Lakes Region Casino	\$166,145	\$89,463	\$766,822	\$1,022,430
Lucky Moose Casino	\$1,255,166	\$675,859	\$5,793,076	\$7,724,101
Revo Casino - Dover	\$3,447,104	\$1,856,133	\$15,909,713	\$21,212,950
Revo Casino - Keene	\$1,179,043	\$634,869	\$5,441,736	\$7,255,649
Revo Casino - Lebanon	\$827,430	\$445,539	\$3,818,908	\$5,091,877
Revo Casino - Manchester	\$5,022,949	\$2,704,665	\$23,182,842	\$30,910,457
The Brook	\$9,490,319	\$5,110,172	\$43,801,474	\$58,401,965
TOTAL	\$27,938,380	\$15,043,743	\$128,946,371	\$171,928,495



STATE REVENUE

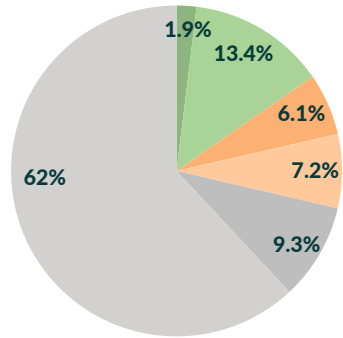
5 YEAR COMPARISON - JAN-DEC



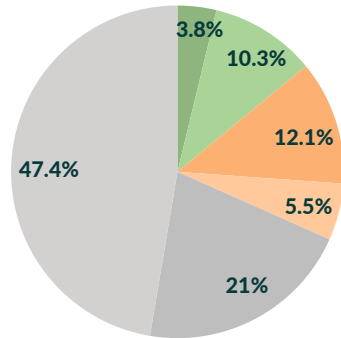
	Aces + Eights Casino	Beach Club Casino	Gate City Casino	Lakes Region Casino	Lucky Moose Casino	Revo Casino Dover	Revo Casino Keene	Revo Casino Lebanon	Revo Casino Manchester	The Brook	Total
2024	\$214,446	\$672,814	\$5,662,963	\$166,145	\$1,255,166	\$3,447,104	\$1,179,043	\$827,430	\$5,022,949	\$9,490,319	\$27,938,380
2023	\$81,964	\$472,372	\$2,619,530	\$28,333	\$1,114,648	\$2,349,512	\$659,803	\$441,045	\$3,013,568	\$6,763,841	\$17,544,617
2022	\$0	\$253,732	\$137,755	\$0	\$146,823	\$14,044	\$0	\$0	\$33,610	\$2,603,360	\$3,189,323

TOTAL REVENUE PERCENTAGES

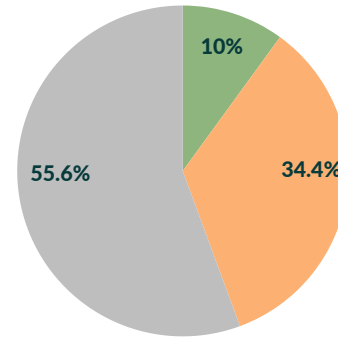
- GOC STATE REV
- HHR STATE REV
- GOC CHARITY ALLOCATION
- HHR CHARITY ALLOCATION
- GOC GAME ROOM REVENUE
- HHR GAME ROOM REVENUE



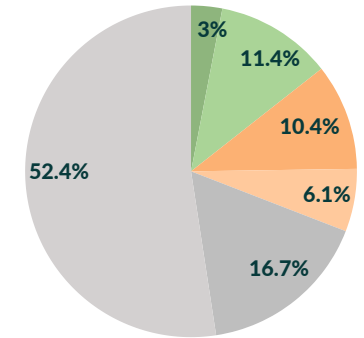
ACES + EIGHTS CASINO



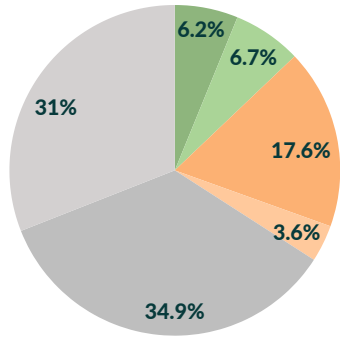
BEACH CLUB CASINO



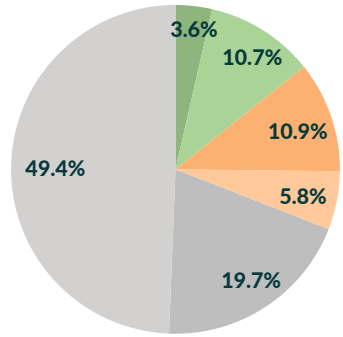
CHASERS POKER ROOM



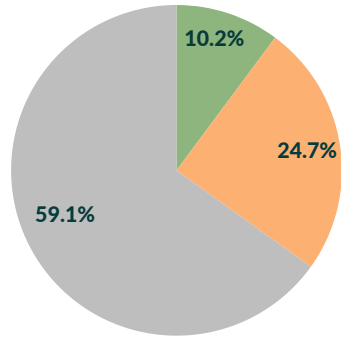
GATE CITY CASINO



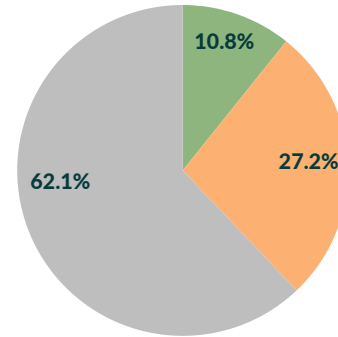
LAKES REGION CASINO



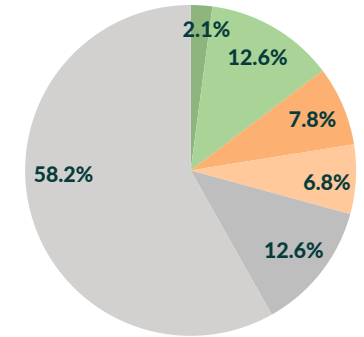
LUCKY MOOSE CASINO



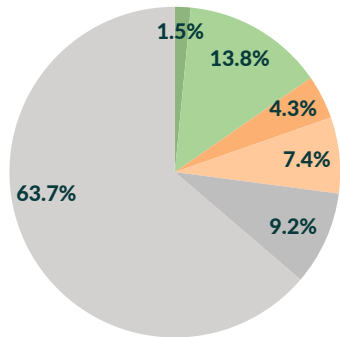
NORTHWOODS CASINO



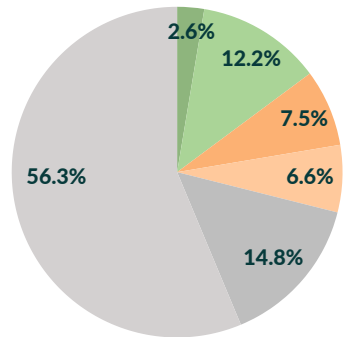
RIVER CASINO



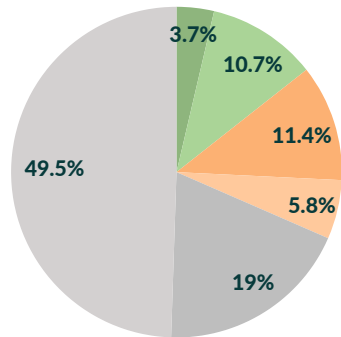
THE BROOK



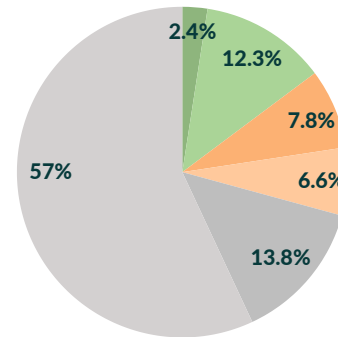
REVO CASINO DOVER



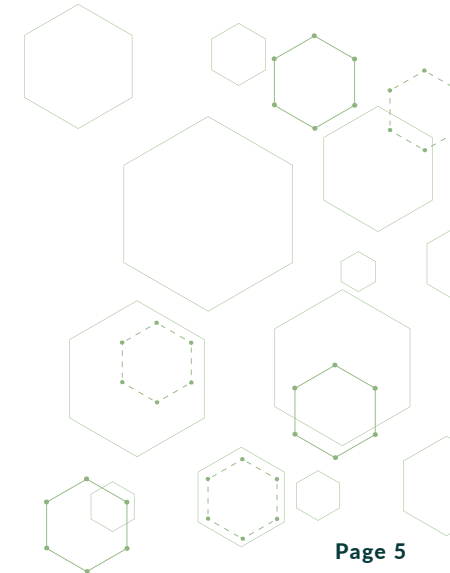
REVO CASINO KEENE



REVO CASINO LEBANON



REVO CASINO MANCHESTER



DISCLAIMER

Any Games of Chance/Historic Horse Racing Monthly Financial Reports and/or State Revenue Invoices that have not been submitted to the NH Lottery Commission Investigation & Compliance Division, are not calculated into these amounts or graphs shown. Figures are shown as reported in State Revenue Invoices. These figures are subject to change should the Game Operator Employer submit a revision of their Monthly Financial Report.