

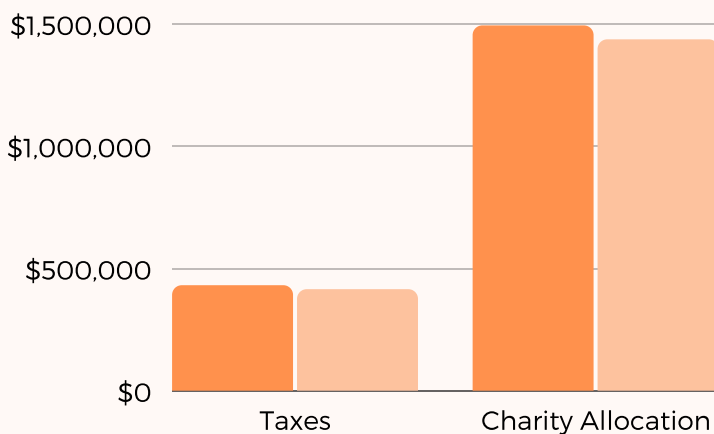
Monthly Market Trends

THE OFFICIAL FIGURES OF NH LOTTERY'S LICENSED CHARITABLE GAMING LOCATIONS

GOC State Revenue - September 2021

<u>GAME ROOM:</u>	<u>CHIPS W/ NO VALUE:</u>	<u>CHIPS W/ VALUE WITH RAKE:</u>	<u>CHIPS W/ VALUE WITHOUT RAKE:</u>
Aces & Eights Casino	-	-	-
Boston Billiard Club & Casino	\$2,025.00	\$37,903.10	\$52,155.10
Chasers Poker Room	\$0.00	\$54,321.20	\$44,559.00
Concord Casino	\$476.85	\$342.00	\$5,196.40
Dover Poker Room	\$0.00	\$2,798.30	\$5,106.40
Filotimo	\$6,267.87	\$14,317.50	\$29,974.70
Keene Casino	\$787.50	\$1,114.30	\$3,167.50
Lakes Region Casino	\$951.90	\$1,812.90	\$4,151.35
Lebanon Poker Room	\$987.00	\$3,360.20	\$6,252.15
Northwoods Casino	-	-	-
Ocean Gaming at Hampton Beach	\$0.00	\$682.80	\$16,710.00
The Brook	\$0.00	\$21,862.20	\$34,942.58
The Lucky Moose Casino & Tavern	\$0.00	\$0.00	\$20,905.45
The River Casino & Sports Bar	\$0.00	\$0.00	\$20,662.50
Wonder Casino	\$0.00	\$3,183.20	\$14,749.55

GOC Monthly Comparisons - Taxes & Charity Allocation



■ AUGUST 2021 ■ SEPTEMBER 2021

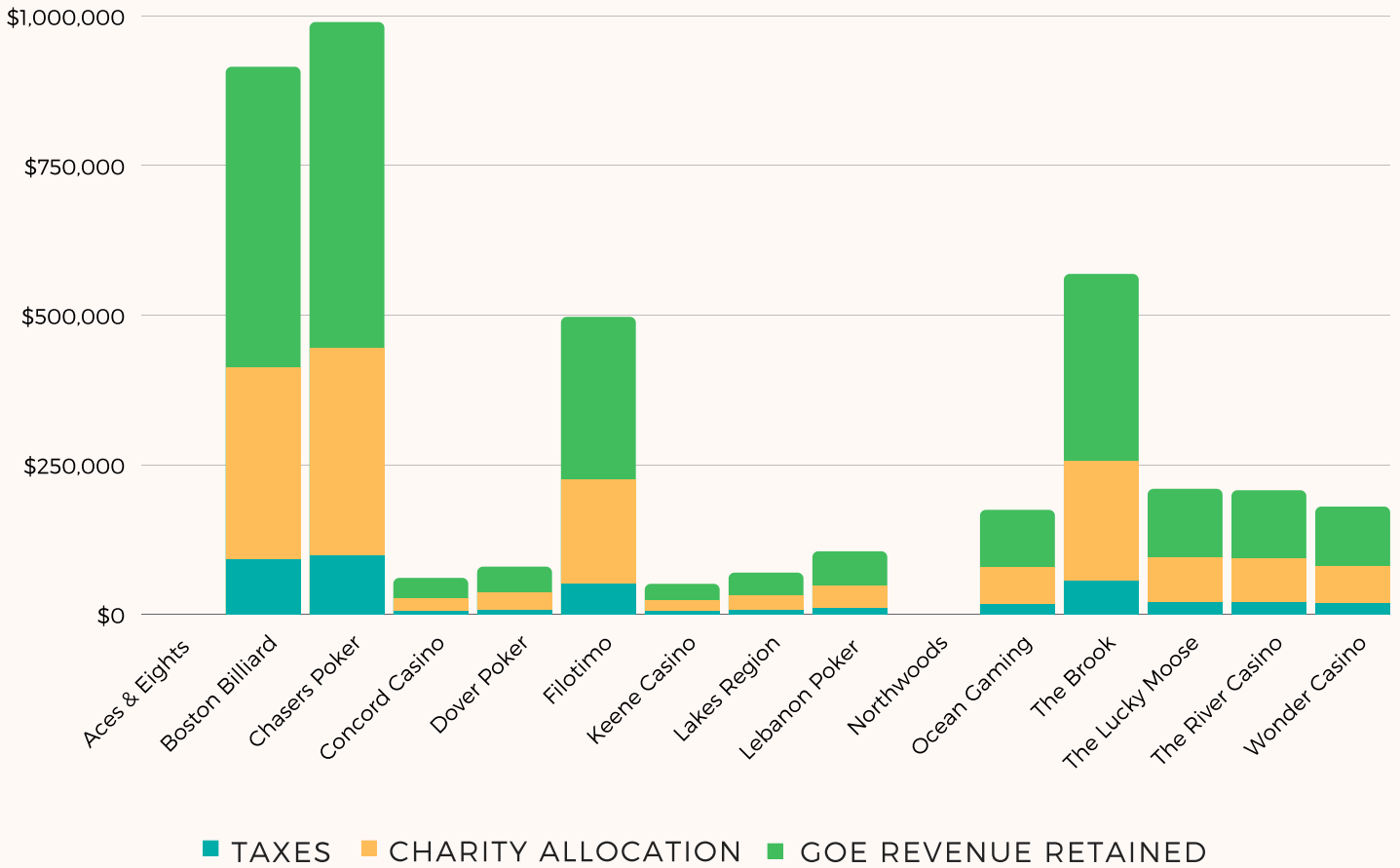
TAXES (STATE REVENUE)

August - \$427,835.39 Decreased by
September - \$411,726.50 3.76%

CHARITY ALLOCATION

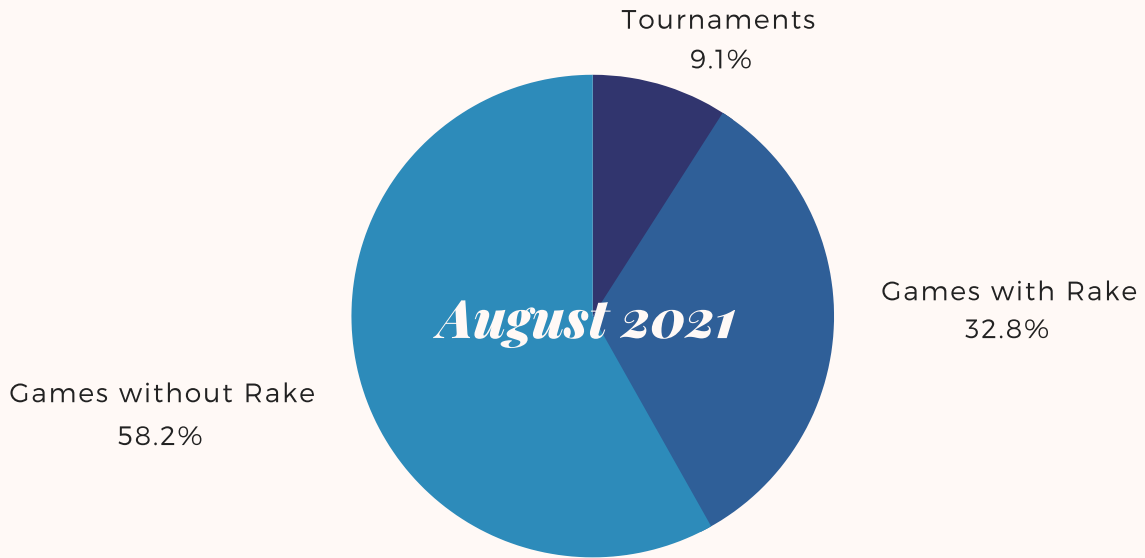
August - \$1,491,712.03 Decreased by
September - \$1,434,812.34 3.81%

GOC Facility Breakdown - September 2021



<u>GAME ROOM:</u>	<u>TOTAL TAX:</u>	<u>TOTAL CHARITY ALLOCATION:</u>	<u>TOTAL REVENUE AFTER PRIZES:</u>
Aces & Eights Casino	-	-	-
Boston Billiard Club & Casino	\$92,083.20	\$319,928.70	\$914,082.00
Chasers Poker Room	\$98,880.20	\$346,080.70	\$988,802.00
Concord Casino	\$6,015.25	\$21,082.60	\$60,236.00
Dover Poker Room	\$7,904.70	\$27,666.45	\$79,047.00
Filotimo	\$50,560.07	\$173,718.30	\$496,338.00
Keene Casino	\$5,069.30	\$17,602.20	\$50,292.00
Lakes Region Casino	\$6,916.15	\$24,157.18	\$69,020.50
Lebanon Poker Room	\$10,599.35	\$36,632.23	\$104,663.50
Northwoods Casino	-	-	-
Ocean Gaming at Hampton Beach	\$17,392.80	\$60,874.80	\$173,928.00
The Brook	\$56,804.78	\$198,816.74	\$568,047.82
The Lucky Moose Casino & Tavern	\$20,905.45	\$73,169.08	\$209,054.50
The River Casino & Sports Bar	\$20,662.50	\$72,318.75	\$206,625.00
Wonder Casino	\$17,932.75	\$62,764.63	\$179,327.50

GOC Monthly Comparisons - Games



TOURNAMENTS (BEFORE PRIZES PAID):	
August - \$413,725.00	Decreased by
September - \$383,204.00	7.37%

GAMES WITH RAKE (CASH POKER):	
August - \$1,497,322.00	Decreased by
September - \$1,416,977.00	5.36%

GAMES WITHOUT RAKE (TABLE GAMES, ROULETTE, CRAPS):	
August - \$2,656,914.38	Decreased by
September - \$2,585,326.82	2.69%

TOTAL REVENUE FROM GAMES:	
August - \$4,567,961.38	Decreased by
September - \$4,385,507.82	3.99%



Please Note: Any GOC Monthly Financial Reports and or State Revenue Invoices that are late and have not been submitted to the New Hampshire Lottery Commission, are not calculated into these amounts or graphs shown.