

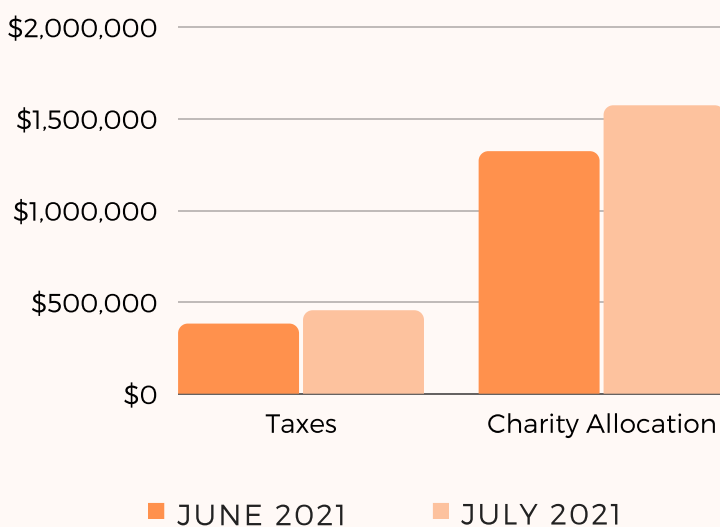
Monthly Market Trends

THE OFFICIAL FIGURES OF NH LOTTERY'S LICENSED CHARITABLE GAMING LOCATIONS

GOC State Revenue - July 2021

<u>GAME ROOM:</u>	<u>CHIPS W/ NO VALUE:</u>	<u>CHIPS W/ VALUE WITH RAKE:</u>	<u>CHIPS W/ VALUE WITHOUT RAKE:</u>
Aces & Eights Casino	\$0.00	\$1,611.60	\$6,961.80
Boston Billiard Club & Casino	\$1,350.00	\$40,773.70	\$47,226.20
Chasers Poker Room	\$0.00	\$62,546.10	\$41,109.65
Concord Casino	\$607.35	\$572.10	\$5,784.80
Dover Poker Room	\$0.00	\$2,571.60	\$2,382.20
Filotimo	\$8,133.90	\$16,908.10	\$34,407.10
Keene Casino	\$957.60	\$1,935.80	\$4,789.90
Lakes Region Casino	\$1,320.60	\$2,082.00	\$6,769.95
Lebanon Poker Room	\$1,217.70	\$3,917.80	\$5,657.75
Northwoods Casino	\$681.75	\$441.60	\$1,812.20
Ocean Gaming at Hampton Beach	\$0.00	\$866.90	\$23,217.75
The Brook	\$0.00	\$24,897.50	\$36,740.74
The Lucky Moose Casino & Tavern	\$0.00	\$0.00	\$10,289.65
The River Casino & Sports Bar	\$0.00	\$0.00	\$28,131.55
Wonder Casino	\$37.50	\$4,863.20	\$16,605.35

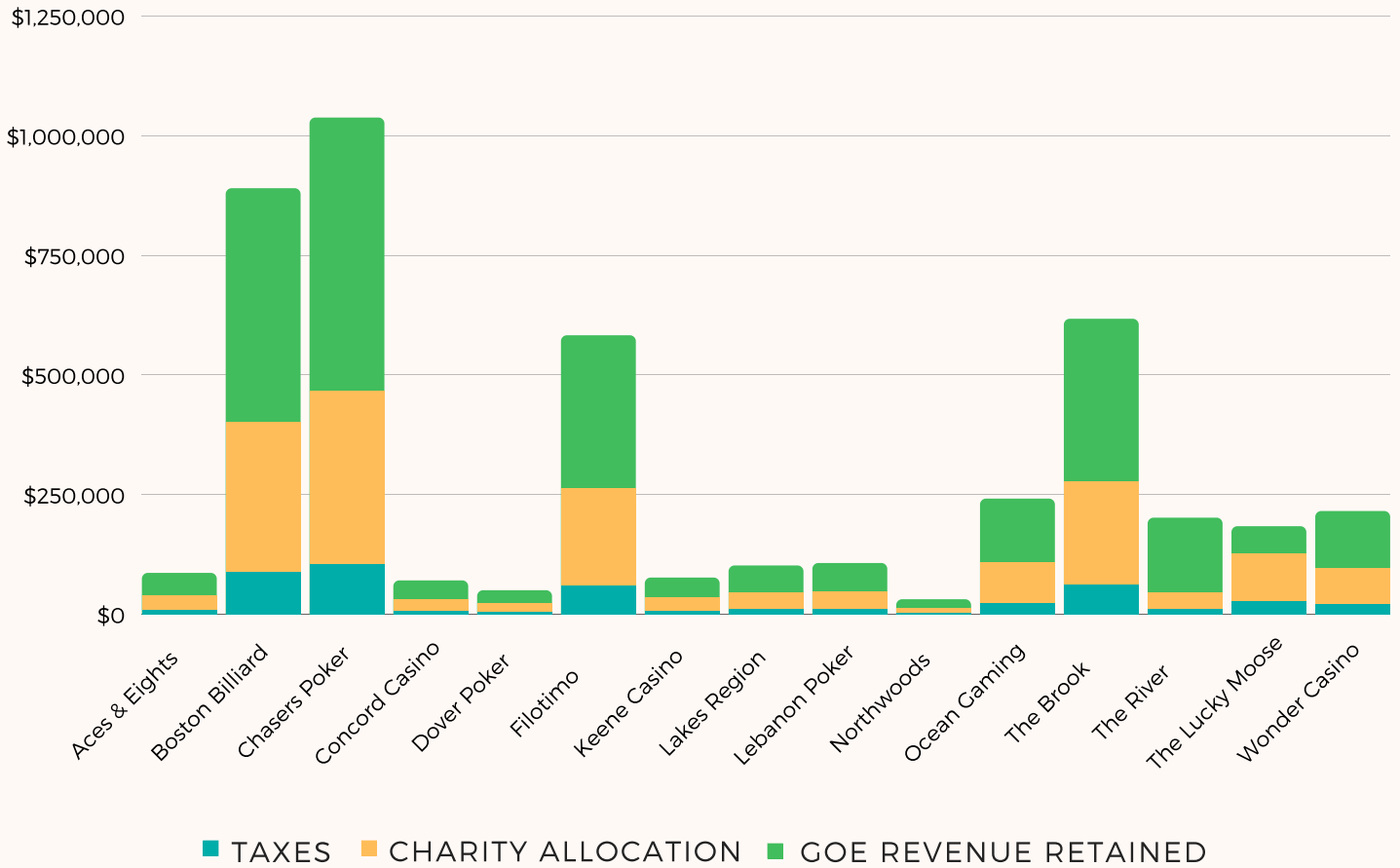
GOC Monthly Comparisons - Taxes & Charity Allocation



TAXES (STATE REVENUE)	
June - \$378,200.44	Increased by
July - \$450,180.99	19.03%

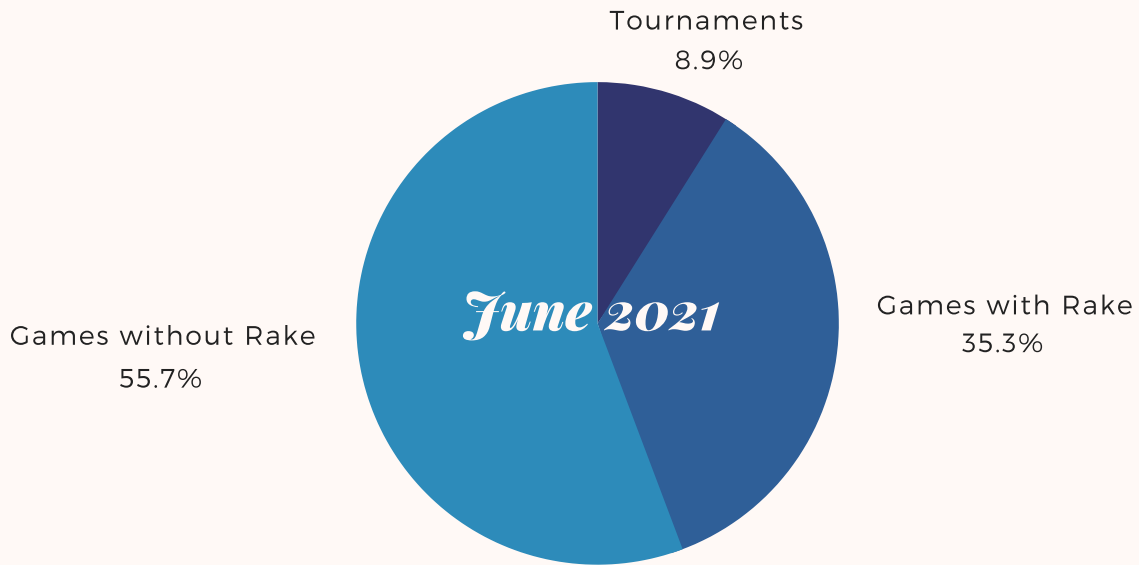
CHARITY ALLOCATION	
June - \$1,319,597.45	Increased by
July - \$1,569,185.07	18.91%

GOC Facility Breakdown - July 2021



<u>GAME ROOM:</u>	<u>TOTAL TAX:</u>	<u>TOTAL CHARITY ALLOCATION:</u>	<u>TOTAL REVENUE AFTER PRIZES:</u>
Aces & Eights Casino	\$8,573.40	\$30,006.90	\$85,734.00
Boston Billiard Club & Casino	\$89,349.90	\$311,149.65	\$888,999.00
Chasers Poker Room	\$103,655.75	\$362,795.13	\$1,036,557.50
Concord Casino	\$6,964.25	\$24,513.30	\$70,038.00
Dover Poker Room	\$4,953.80	\$17,338.30	\$49,538.00
Filotimo	\$59,449.10	\$203,661.50	\$581,890.00
Keene Casino	\$7,683.30	\$26,600.35	\$76,001.00
Lakes Region Casino	\$10,172.55	\$35,429.63	\$101,227.50
Lebanon Poker Room	\$10,793.25	\$37,220.93	\$106,345.50
Northwoods Casino	\$2,935.55	\$10,737.65	\$30,679.00
Ocean Gaming at Hampton Beach	\$24,084.65	\$84,296.28	\$240,846.50
The Brook	\$61,638.24	\$215,733.84	\$616,382.41
The Lucky Moose Casino & Tavern	\$10,289.65	\$36,013.78	\$102,896.50
The River Casino & Sports Bar	\$28,131.55	\$98,460.43	\$281,315.50
Wonder Casino	\$21,506.05	\$75,227.43	\$214,935.50

GOC Monthly Comparisons - Games



**TOURNAMENTS
(BEFORE PRIZES PAID):**

June - \$360,340.00 Increased by
July - \$476,880.00 32.34%

**GAMES WITH RAKE
(CASH POKER):**

June - \$1,425,230.00 Increased by
July - \$1,639,880.00 15.06%

**GAMES WITHOUT RAKE
(TABLE GAMES, ROULETTE, CRAPS):**

June - \$2,248,672.43 Increased by
July - \$2,718,865.91 20.90%

TOTAL REVENUE FROM GAMES:

June - \$4,034,242.43 Increased by
July - \$4,835,625.91 19.86%



Please Note: Any GOC Monthly Financial Reports and or State Revenue Invoices that are late and have not been submitted to the New Hampshire Lottery Commission, are not calculated into these amounts or graphs shown.