



NEW HAMPSHIRE LOTTERY COMMISSION
INVESTIGATION & COMPLIANCE DIVISION

GAMES OF CHANCE MARKET TRENDS REPORT

JAN

2022

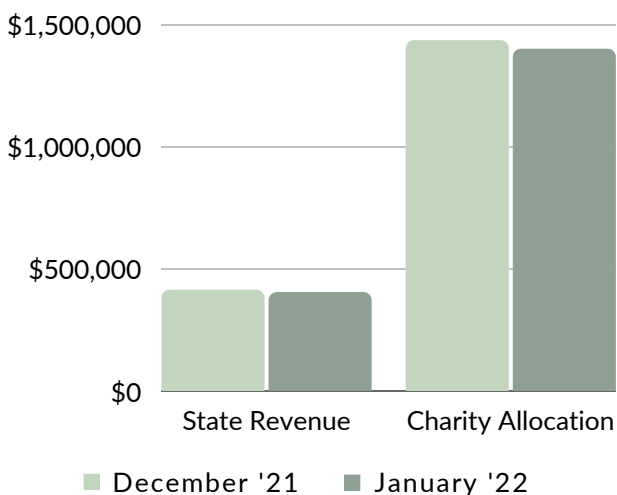
STATE REVENUE

LICENSED CHARITABLE GAMING LOCATIONS

GAMING LOCATION	CHIPS W/ NO VALUE	CHIPS W/ VALUE WITH RAKE	CHIPS W/ VALUE WITHOUT RAKE
Aces & Eights Casino	CLOSED	SEASONAL	LOCATION
Boston Billiard Club & Casino	\$2,025.00	\$36,444.20	\$48,405.60
Chasers Poker Room	\$0.00	\$54,321.40	\$33,338.05
Concord Casino	\$549.00	\$112.10	\$5,389.20
Dover Poker Room	\$373.50	\$2,825.50	\$9,073.30
Filotimo Casino	\$6,053.52	\$15,545.50	\$37,008.40
Keene Casino	\$787.80	\$489.80	\$1,474.40
Lakes Region Casino	\$1,104.30	\$1,396.20	\$3,151.70
Lebanon Poker Room	\$609.90	\$1,838.00	\$4,227.95
Northwoods Casino	\$364.95	\$38.90	\$1,849.90
Ocean Gaming at Hampton Beach	\$0.00	\$744.30	\$10,000.10
The Brook	\$0.00	\$25,613.20	\$39,268.21
The Lucky Moose Casino & Tavern	\$0.00	\$0.00	\$22,644.60
The River Casino & Sports Bar	\$0.00	\$31.80	\$16,613.20
Wonder Casino	\$0.00	\$501.80	\$16,980.40
MONTHLY TOTAL	\$11,867.97	\$139,902.70	\$249,425.01

MONTHLY COMPARISON

STATE REVENUE & CHARITY ALLOCATION



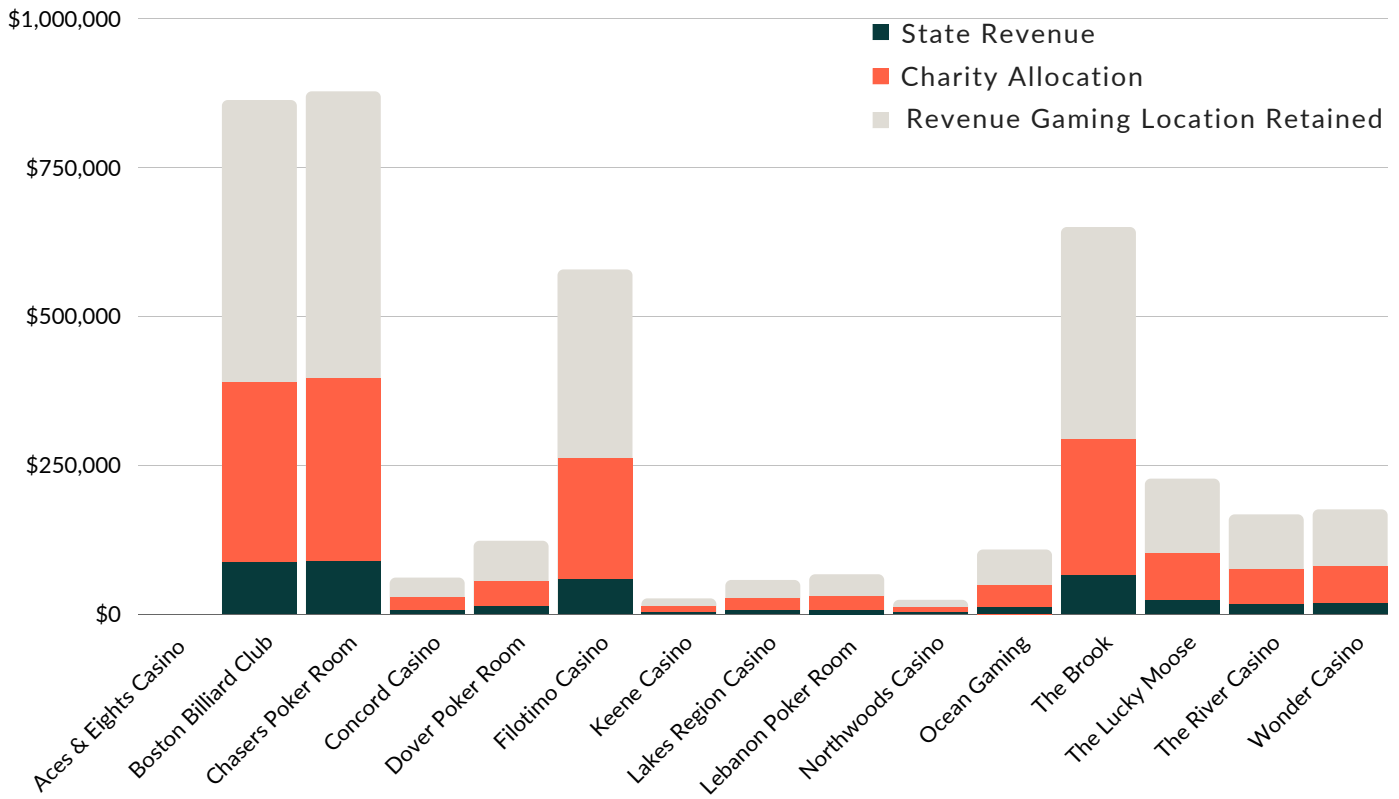
State Revenue

December '21 - \$410,392.24 Decreased by
 January '22 - \$401,195.68 2.24%

Charity Allocation

December '21 - \$1,432,462.68 Decreased by
 January '22 - \$1,397,645.94 2.43%

GAMING LOCATION BREAKDOWN

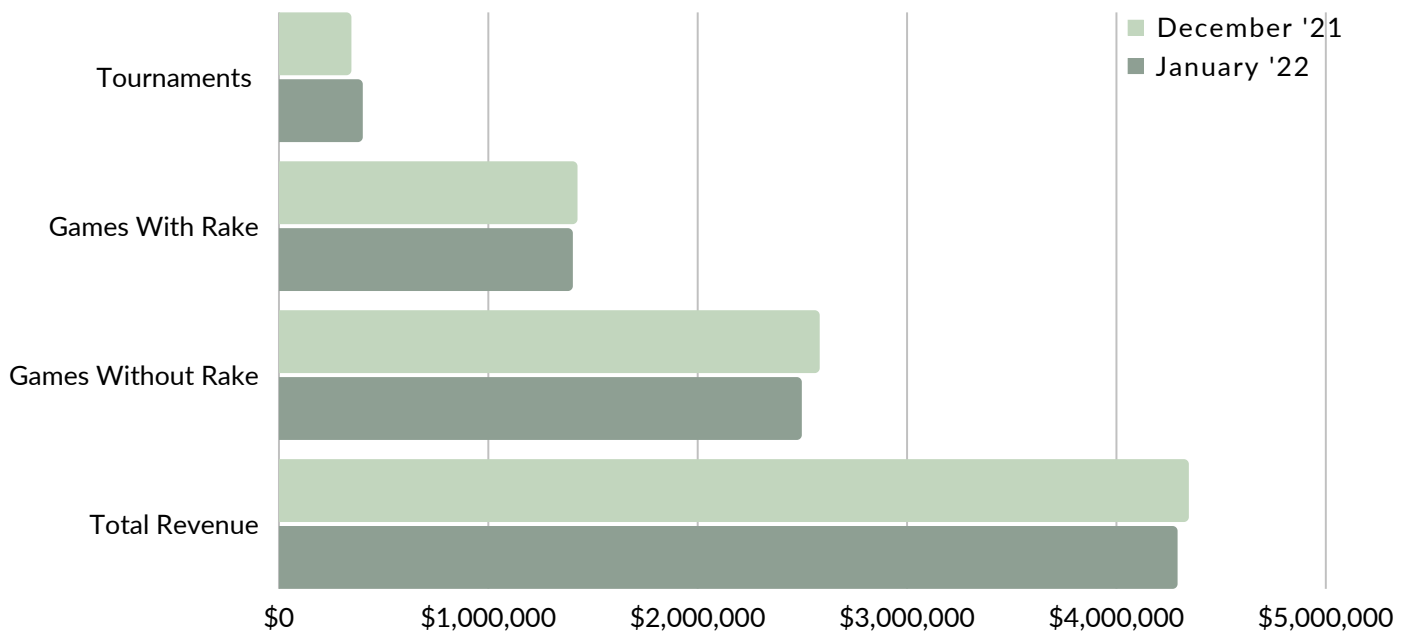


GAMING LOCATION	TOTAL STATE REVENUE	TOTAL CHARITY ALLOCATION	TOTAL REVENUE AFTER PRIZES
Aces & Eights Casino	CLOSED	SEASONAL	LOCATION
Boston Billiard Club & Casino	\$86,874.80	\$301,699.30	\$861,998.00
Chasers Poker Room	\$87,659.45	\$306,808.08	\$876,594.50
Concord Casino	\$6,050.30	\$21,112.35	\$60,321.00
Dover Poker Room	\$12,272.30	\$42,749.70	\$122,142.00
Filotimo Casino	\$58,607.42	\$202,156.15	\$577,589.00
Keene Casino	\$2,752.00	\$8,894.90	\$25,414.00
Lakes Region Casino	\$5,652.20	\$19,717.95	\$56,337.00
Lebanon Poker Room	\$6,675.85	\$23,068.33	\$65,909.50
Northwoods Casino	\$2,253.75	\$8,047.55	\$22,993.00
Ocean Gaming at Hampton Beach	\$10,744.40	\$37,605.40	\$107,444.00
The Brook	\$64,881.41	\$227,084.94	\$648,814.10
The Lucky Moose Casino & Tavern	\$22,644.60	\$79,256.10	\$226,446.00
The River Casino & Sports Bar	\$16,645.00	\$58,257.50	\$166,450.00
Wonder Casino	\$17,482.20	\$61,187.70	\$174,822.00
MONTHLY TOTAL	\$401,195.68	\$1,397,645.94	\$3,993,274.10

MONTHLY COMPARISON

TOURNAMENTS, CASH POKER, TABLE GAMES, ETC.

Tournaments (Before Prizes Paid)	Games With Rake (Cash Poker)	Games Without Rake (Table Games, Roulette, Etc.)
December '21 - \$341,953.00	December '21 - \$1,421,205.00	December '21 - \$2,577,934.02
January '22 - \$395,599.00	January '22 - \$1,399,027.00	January '22 - \$2,492,682.10
Increased by 15.68%	Decreased by 1.56%	Decreased by 3.30%



Total Revenue From Games
 December '21- \$4,341,092.02 January '22 - \$4,287,308.10
 Overall decrease of 1.23%.

DISCLAIMER

Any Games of Chance Monthly Financial Reports and or State Revenue Invoices that are late and have not been submitted to the NH Lottery Commission Investigation & Compliance Division, are not calculated into these amounts or graphs shown.