



NEW HAMPSHIRE LOTTERY COMMISSION
INVESTIGATION & COMPLIANCE DIVISION

GAMES OF CHANCE MARKET TRENDS REPORT

DEC
2021

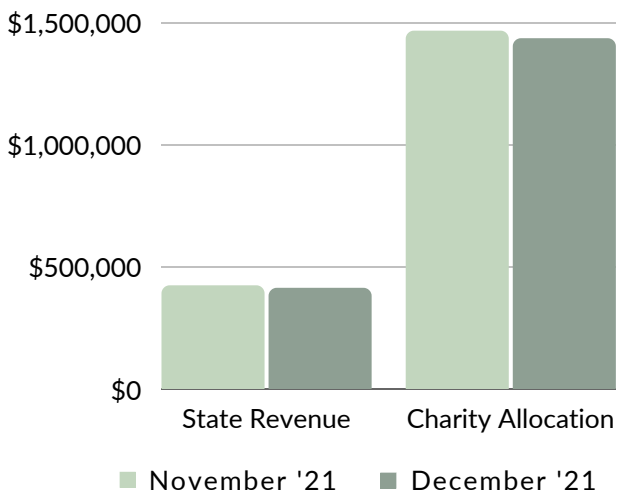
STATE REVENUE

LICENSED CHARITABLE GAMING LOCATIONS

GAMING LOCATION	CHIPS W/ NO VALUE	CHIPS W/ VALUE WITH RAKE	CHIPS W/ VALUE WITHOUT RAKE
Aces & Eights Casino	CLOSED	SEASONAL	LOCATION
Boston Billiard Club & Casino	\$274.50	\$37,239.60	\$42,988.80
Chasers Poker Room	\$0.00	\$57,069.30	\$43,777.35
Concord Casino	\$682.50	\$215.00	\$5,655.50
Dover Poker Room	\$418.50	\$2,587.80	\$7,783.10
Filotimo Casino	\$6,042.24	\$14,927.40	\$39,644.40
Keene Casino	\$816.90	\$1,219.00	\$2,494.00
Lakes Region Casino	\$1,044.90	\$1,514.80	\$3,835.10
Lebanon Poker Room	\$669.30	\$2,366.90	\$5,571.90
Northwoods Casino	\$309.75	\$68.60	\$2,087.10
Ocean Gaming at Hampton Beach	\$0.00	\$351.60	\$10,394.10
The Brook	\$0.00	\$24,135.00	\$37,494.55
The Lucky Moose Casino & Tavern	\$0.00	\$0.00	\$23,827.70
The River Casino & Sports Bar	\$0.00	\$0.00	\$18,884.55
Wonder Casino	\$0.00	\$425.50	\$13,575.00
MONTHLY TOTAL	\$10,258.59	\$142,120.50	\$258,013.15

MONTHLY COMPARISON

STATE REVENUE & CHARITY ALLOCATION



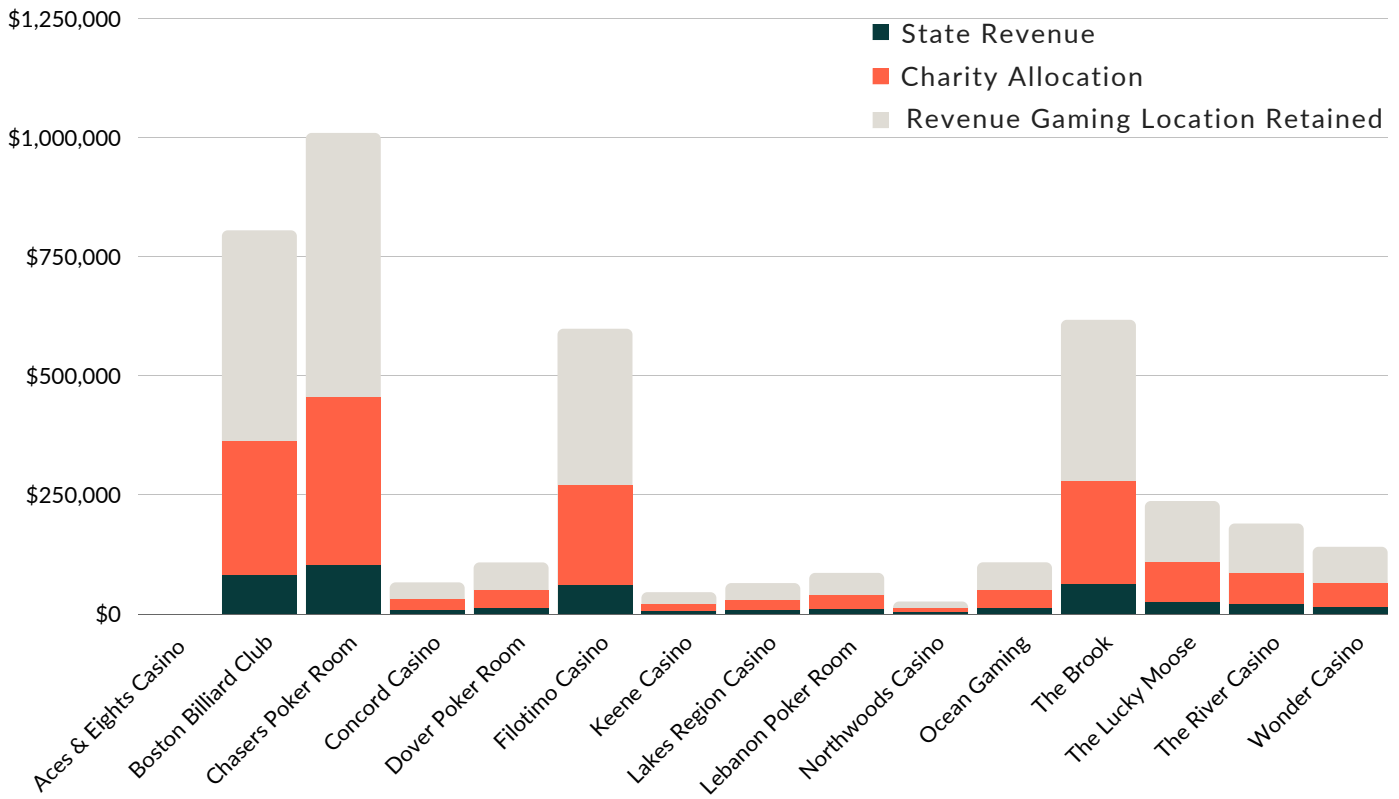
State Revenue

November - \$420,491.64
 December - \$410,392.24
 Decreased by 2.40%

Charity Allocation

November - \$1,463,260.10
 December - \$1,432,462.68
 Decreased by 2.10%

GAMING LOCATION BREAKDOWN



GAMING LOCATION	TOTAL STATE REVENUE	TOTAL CHARITY ALLOCATION	TOTAL REVENUE AFTER PRIZES
Aces & Eights Casino	CLOSED	SEASONAL	LOCATION
Boston Billiard Club & Casino	\$80,502.90	\$281,439.90	\$804,114.00
Chasers Poker Room	\$100,846.65	\$352,963.28	\$1,008,466.50
Concord Casino	\$6,553.00	\$22,876.00	\$65,360.00
Dover Poker Room	\$10,789.40	\$37,535.05	\$107,243.00
Filotimo Casino	\$60,614.04	\$209,152.30	\$597,578.00
Keene Casino	\$4,529.90	\$15,677.20	\$44,792.00
Lakes Region Casino	\$6,394.80	\$22,355.55	\$63,873.00
Lebanon Poker Room	\$8,608.10	\$29,840.30	\$85,258.00
Northwoods Casino	\$2,465.45	\$8,815.10	\$25,186.00
Ocean Gaming at Hampton Beach	\$10,745.70	\$37,609.95	\$107,457.00
The Brook	\$61,629.55	\$215,703.43	\$616,295.52
The Lucky Moose Casino & Tavern	\$23,827.70	\$83,396.95	\$236,079.50
The River Casino & Sports Bar	\$18,884.55	\$66,095.93	\$188,845.50
Wonder Casino	\$14,000.50	\$49,001.75	\$140,005.00
MONTHLY TOTAL	\$410,392.24	\$1,432,462.68	\$4,090,553.02

MONTHLY COMPARISON

TOURNAMENTS, CASH POKER, TABLE GAMES, ETC.

Tournaments (Before Prizes Paid)

November - \$461,816.00
December - \$341,953.00

Decreased by
25.95%

Games With Rake (Cash Poker)

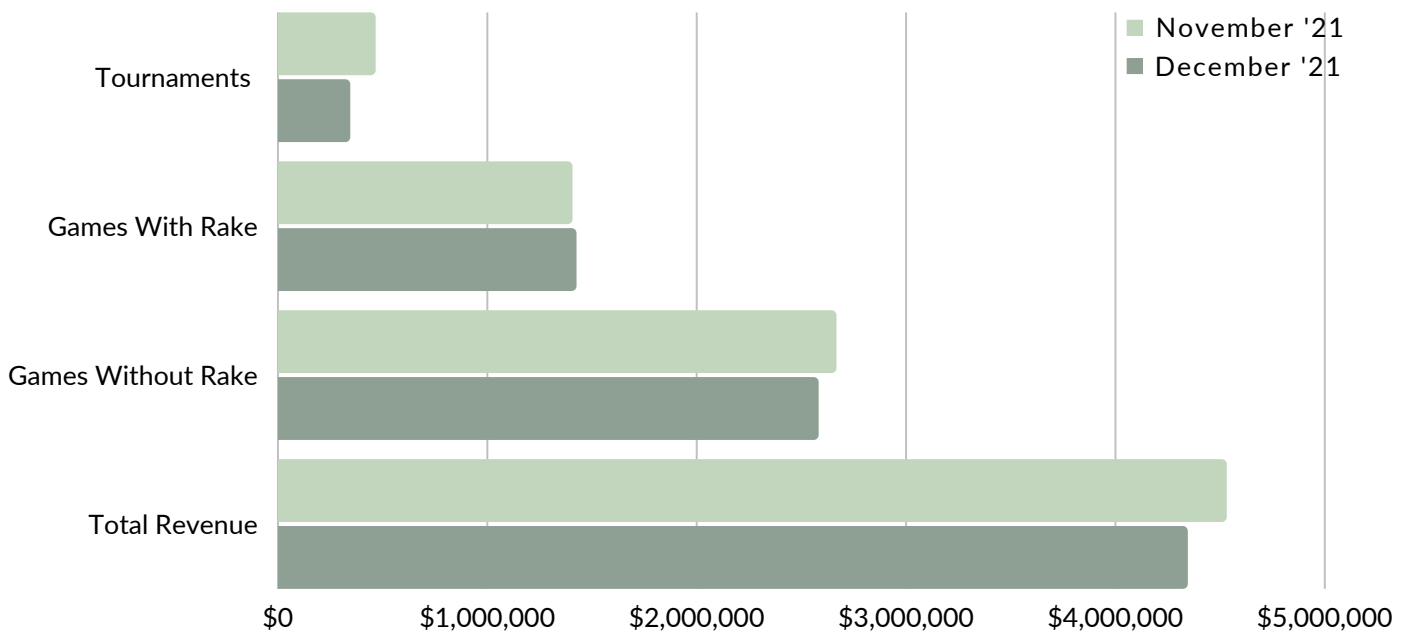
November - \$1,402,130.00
December - \$1,421,205.00

Increased by
1.36%

Games Without Rake (Table Games, Roulette, Etc.)

November - \$2,662,903.13
December - \$2,577,934.02

Decreased by
3.19%



Total Revenue From Games

November - \$4,526,849.13 December - \$4,341,092.02

Overall decrease of 4.10%.

DISCLAIMER

Any Games of Chance Monthly Financial Reports and or State Revenue Invoices that are late and have not been submitted to the NH Lottery Commission Investigation & Compliance Division, are not calculated into these amounts or graphs shown.