



NEW HAMPSHIRE LOTTERY COMMISSION  
INVESTIGATION & COMPLIANCE DIVISION

# GAMES OF CHANCE MARKET TRENDS REPORT

APR

2022

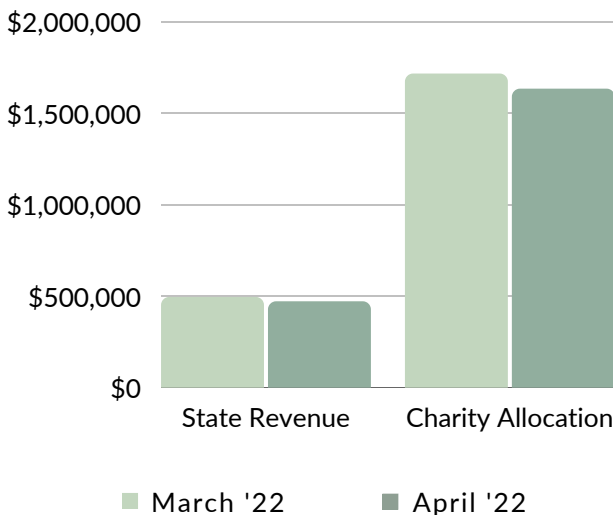
# STATE REVENUE

## LICENSED CHARITABLE GAMING LOCATIONS

GAMING LOCATION	CHIPS W/ NO VALUE	CHIPS W/ VALUE
Aces & Eights Casino	CLOSED	SEASONAL
Boston Billiard Club & Casino	\$0.00	\$94,082.40
Chasers Poker Room	\$0.00	\$100,626.35
Concord Casino	\$457.80	\$5,893.50
Dover Poker Room	\$1,924.50	\$14,797.20
Filotimo Casino	\$7,342.83	\$62,848.90
Keene Casino	\$627.90	\$2,049.70
Lakes Region Casino	\$1,503.90	\$7,143.50
Lebanon Poker Room	\$1,241.40	\$8,006.60
Northwoods Casino	\$628.80	\$2,967.80
Ocean Gaming at Hampton Beach	\$0.00	\$14,346.35
The Brook	\$0.00	\$73,832.13
The Lucky Moose Casino & Tavern	\$0.00	\$27,295.50
The River Casino & Sports Bar	\$0.00	\$20,532.85
Wonder Casino	\$0.00	\$19,175.75
<b>MONTHLY TOTAL</b>	<b>\$13,727.13</b>	<b>\$453,598.53</b>

# MONTHLY COMPARISON

## STATE REVENUE & CHARITY ALLOCATION



### State Revenue

March '22 - \$490,845.58

April '22 - \$467,325.66

Decreased by  
4.79%

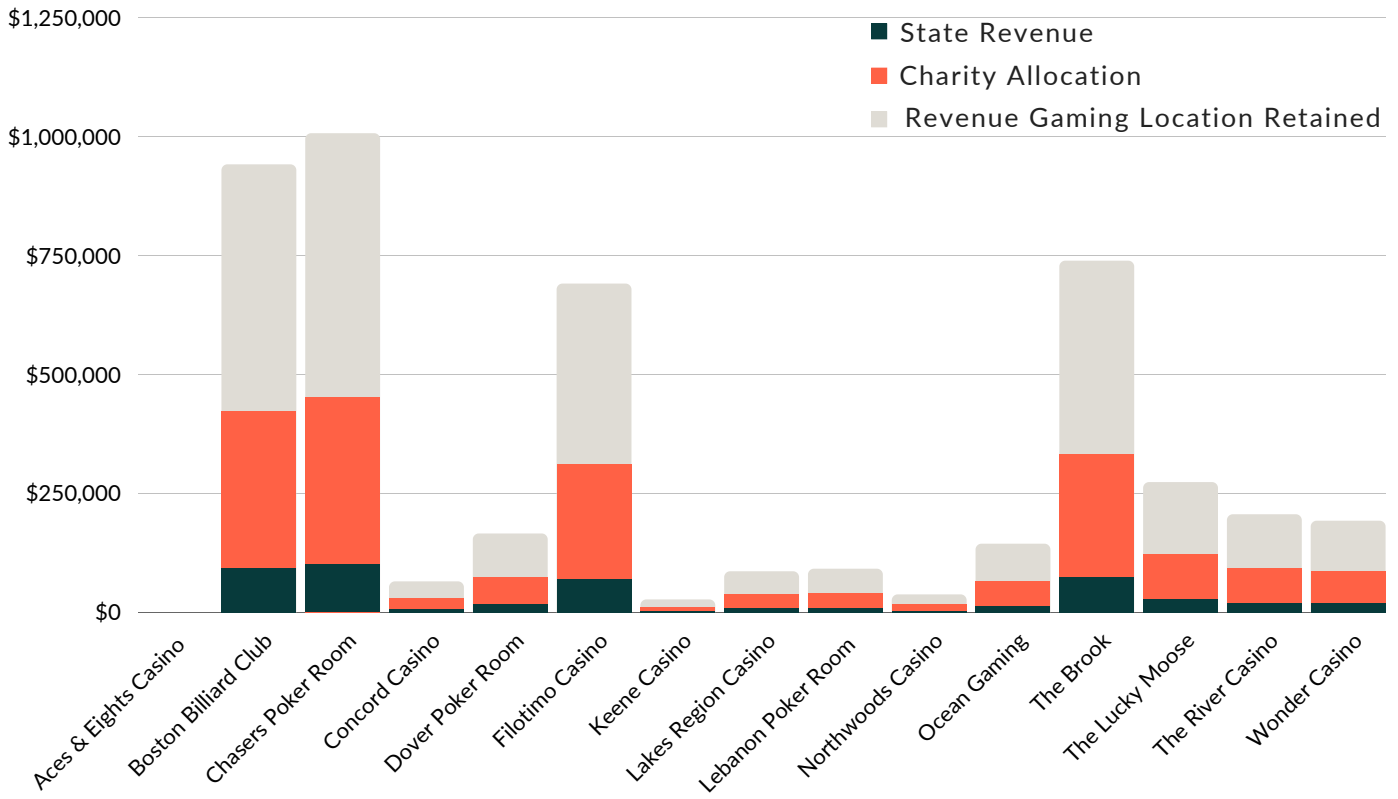
### Charity Allocation

March '22 - \$1,712,667.93

April '22 - \$1,630,264.07

Decreased by  
4.81%

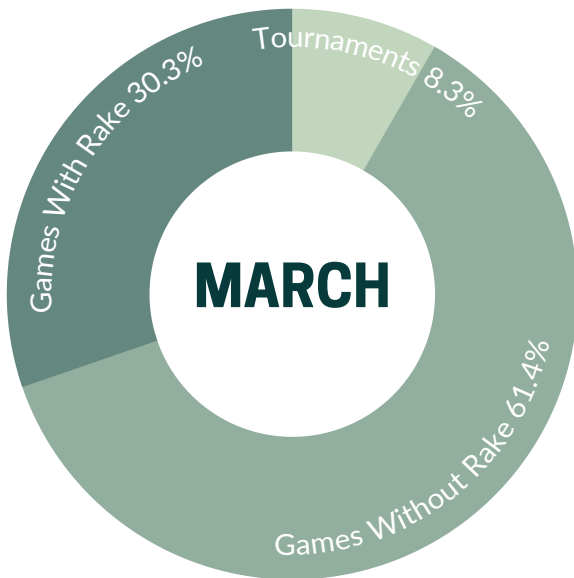
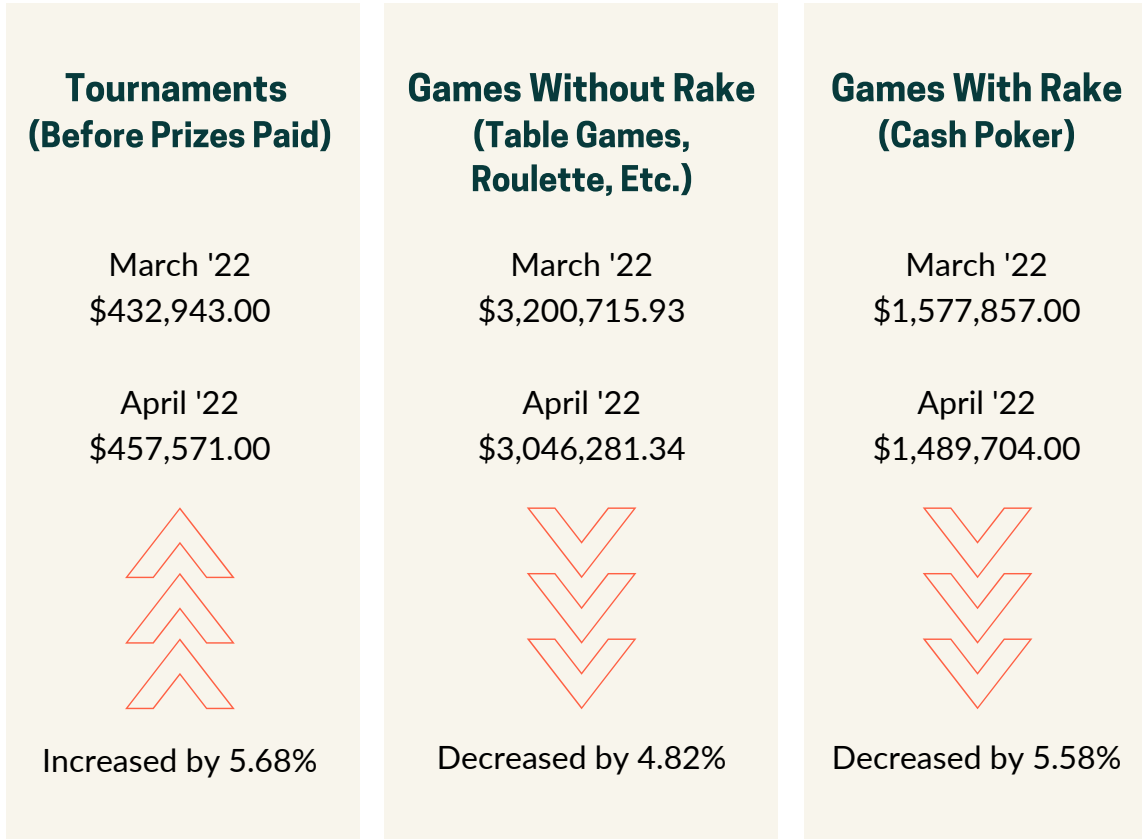
# GAMING LOCATION BREAKDOWN



GAMING LOCATION	TOTAL STATE REVENUE	TOTAL CHARITY ALLOCATION	TOTAL REVENUE AFTER PRIZES
Aces & Eights Casino	CLOSED	SEASONAL	LOCATION
Boston Billiard Club & Casino	\$94,082.40	\$329,288.40	\$940,824.00
Chasers Poker Room	\$100,626.35	\$352,192.23	\$1,006,263.50
Concord Casino	\$6,351.30	\$22,498.35	\$64,281.00
Dover Poker Room	\$16,721.70	\$57,722.70	\$164,922.00
Filotimo Casino	\$70,191.73	\$241,575.95	\$690,217.00
Keene Casino	\$2,677.60	\$9,207.45	\$26,307.00
Lakes Region Casino	\$8,647.40	\$29,916.95	\$85,477.00
Lebanon Poker Room	\$9,248.00	\$31,810.10	\$90,886.00
Northwoods Casino	\$3,596.60	\$12,912.90	\$36,894.00
Ocean Gaming at Hampton Beach	\$14,346.35	\$50,212.23	\$143,463.50
The Brook	\$73,832.13	\$258,412.47	\$738,321.34
The Lucky Moose Casino & Tavern	\$27,295.50	\$95,534.25	\$272,955.00
The River Casino & Sports Bar	\$20,532.85	\$71,864.98	\$205,328.50
Wonder Casino	\$19,175.75	\$67,115.13	\$191,757.50
<b>MONTHLY TOTAL</b>	<b>\$467,325.66</b>	<b>\$1,630,264.07</b>	<b>\$4,657,897.34</b>

# MONTHLY COMPARISON

## TOURNAMENTS, CASH POKER, TABLE GAMES, ETC.



### Total Revenue From Games

March '22  
\$5,211,515.93

April '22  
\$4,993,556.34

Overall decrease of 4.18%.



# DISCLAIMER

Any Games of Chance Monthly Financial Reports and or State Revenue Invoices that are late and have not been submitted to the NH Lottery Commission Investigation & Compliance Division, are not calculated into these amounts or graphs shown.