

NEWSLETTER

LICENSING & ENFORCEMENT - MONTHLY NEWSLETTER

MAY



BINGO PARI RULE OF THE MONTH:

Pari 1007.03(g)(5) – States that card-minding devices shall allow the player to cancel or correct any numbers entered in error when the device requires the player to manually enter ball call numbers.

LUCKY 7 PARI RULE OF THE MONTH:

Pari 1106.01(a) – States that a charitable organization shall submit lucky 7 house rules to the commission with its application for licensure, and at any time thereafter when a change to the house rules is being made.

GAMES OF CHANCE LOT RULE OF THE MONTH:

Lot 7206.04(a)(1) – States that all agreements between a charitable organization and a game operator employer shall be enacted using the "Standard Form of Agreement for Games of Chance" form.

NEXT NH LOTTERY COMMISSION MEETING:

When: No date has been set.

Location: No location has been set.

For the commission meeting date, time and agenda, please visit the "About Us" section on our website at www.nhlottery.com.

NH LOTTERY CLOSINGS:

May 25, 2020 – Memorial Day


LEGISLATIVE CHANGES:

No Legislative Changes Currently

"Great things never come from comfort zones."

(UNKNOWN AUTHOR)

BINGO / LUCKY 7



LICENSE RENEWALS FOR COMMERCIAL BINGO HALLS, MANUFACTURERS AND DISTRIBUTORS

It's that time of year! All commercial bingo hall, manufacturer and distributor licenses will be expiring June 30, 2020. A renewal letter will be mailed to all current licensees that includes a list of all documents and fees that must be included with their renewal. To ensure you receive your license in a timely manner, please submit your renewal application as soon as possible. Questions in regards to this topic? Call Irene Rondeau at (603)271-2160.

JANUARY 2020 - BINGO BREAKDOWN *

CATEGORY:	AMOUNT:
Bingo Revenue (Sales, Winner Take All Collections, Other Revenue)	\$1,144,500.62
Bingo Expenses (Prizes Paid, Winner Take All Taxes, Other Expenses)	\$1,280,968.42
Bingo Net Profit / Loss	-\$136,467.80

JANUARY 2020 - LUCKY 7 BREAKDOWN *

CATEGORY:	AMOUNT:
Lucky 7 Traditional Ticket Revenue	\$4,120,079.51
Lucky 7 Electronic Ticket Revenue	\$3,684,799.50
Total Lucky 7 Ticket Revenue	\$7,804,879.01
Lucky 7 Expenses (Prizes Paid, Deal Fees, License Fees, etc.)	\$6,862,205.59
Lucky 7 Net Profit / Loss	\$942,673.42

*Please Note: Any Bingo/Lucky 7 Monthly Financial Reports that are late or have not been submitted to the New Hampshire Lottery Commission, are not calculated into the amounts shown.

GAMES OF CHANCE (GOC)



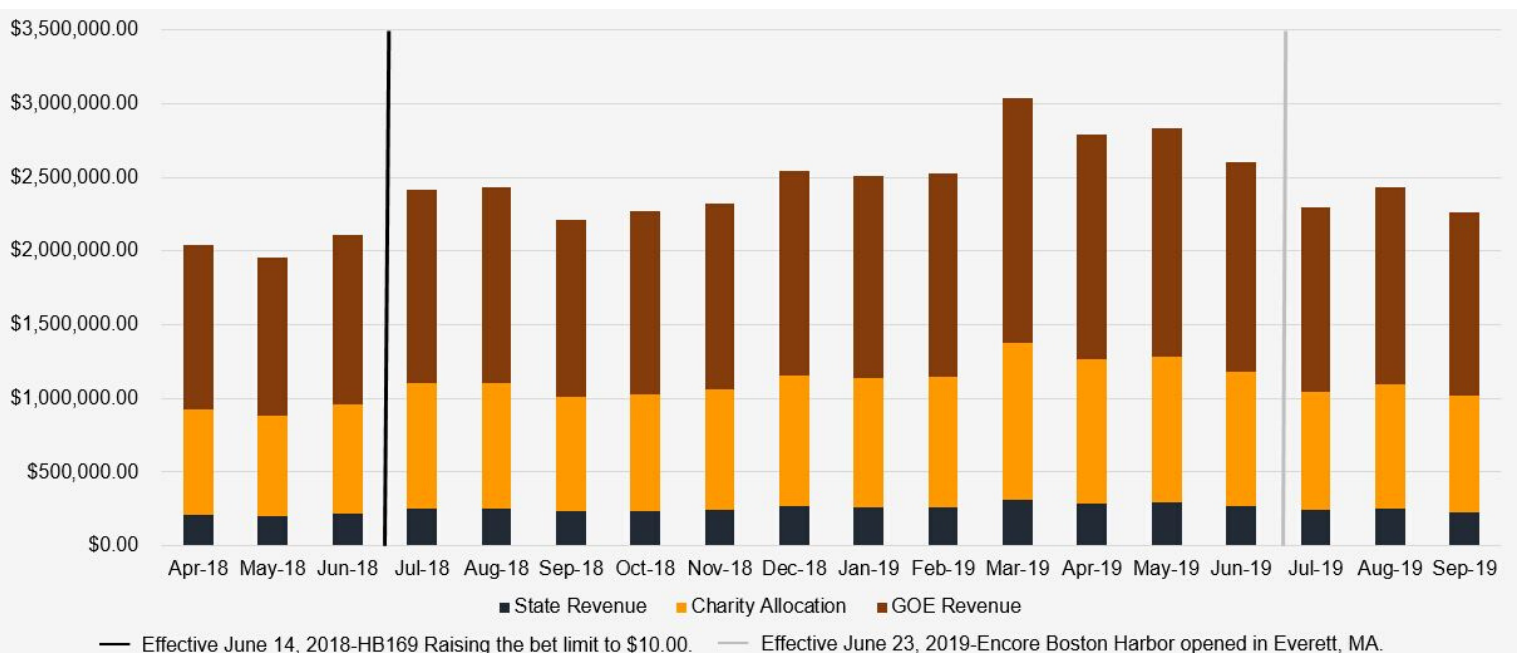
CREDITS/REFUNDS DUE TO COVID-19 PANDEMIC

Due to the COVID-19 pandemic, multiple organizations were unable to use a few or all of the game dates they had scheduled for charitable gaming.

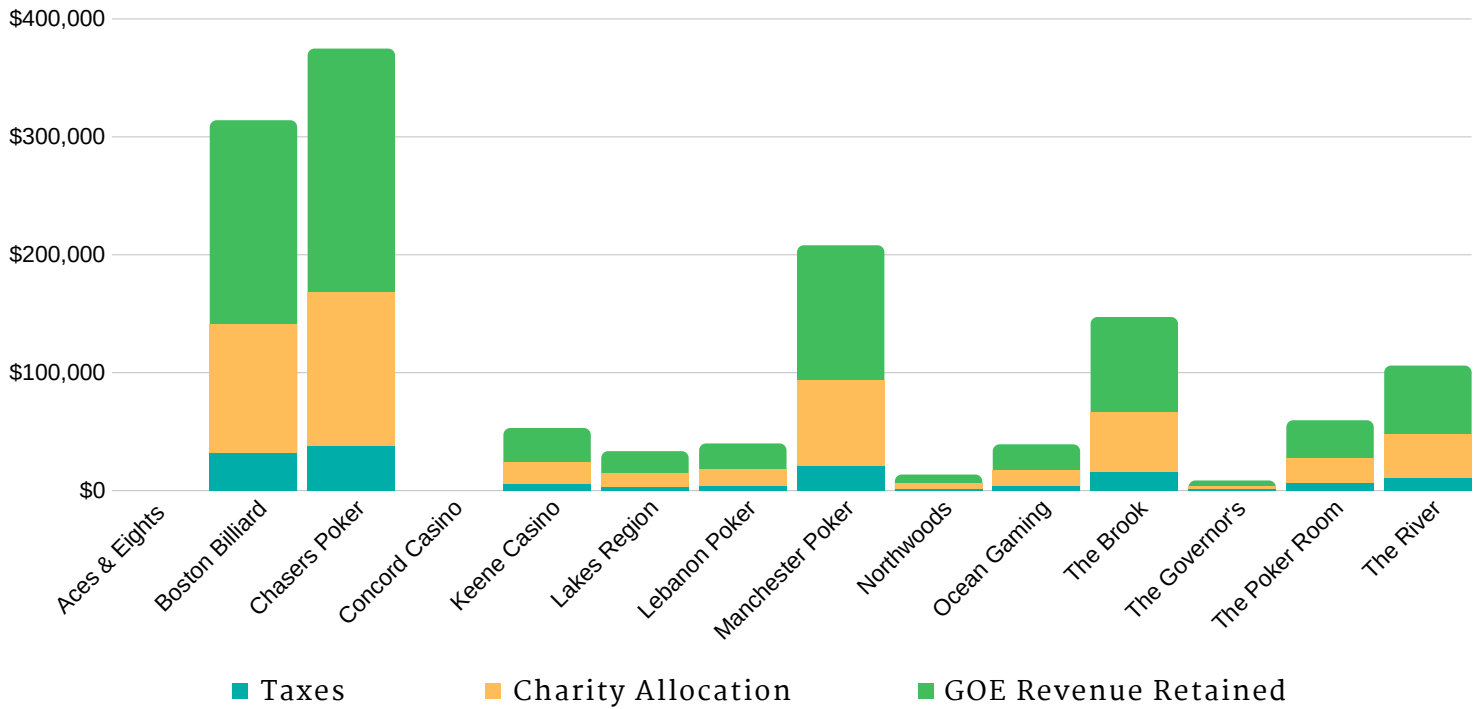
Once the emergency order is lifted, the commission would like to give all the affected organizations the option to either receive a credit or a refund for the unused game dates. Game operator employers (GOE) should be working with their organizations to determine which option is best for them. Key items to remember:

- If the organization wants a refund for the unused game dates, please note that refunds can take a few weeks to process.
- If the organization wants a credit for the unused game dates, the credits will need to be used during their current license period.
- The commission will not be able to process credits until we have received the signed letter stating that they would like a credit back from the organization.
- If the organization chooses to receive a credit but the GOE is unable to issue new game dates before their license expires, the organization will automatically receive a refund.

STATE TAX, CHARITY ALLOCATION & GOE REVENUE RETAINED APRIL 2018-SEPTEMBER 2019



MARCH 2020 - GOC FACILITY BREAKDOWN *



MARCH 2020 - GOC FACILITY BREAKDOWN AMOUNTS *

GAME ROOM:	TOTAL TAX:	TOTAL CHARITY ALLOCATION:	TOTAL REVENUE AFTER PRIZES:
Aces & Eights Casino	-	-	-
Boston Billiard Club & Casino	\$31,615.10	\$109,789.75	\$313,685.00
Chasers Poker Room	\$37,445.15	\$131,058.03	\$374,451.50
Concord Casino	-	-	-
Keene Casino	\$5,269.90	\$18,432.75	\$52,665.00
Lakes Region Casino	\$3,309.55	\$11,565.93	\$33,045.50
Lebanon Poker Room & Casino	\$3,951.10	\$13,851.25	\$39,575.00
Manchester Poker Room & Casino	\$21,018.90	\$72,672.60	\$207,636.00
Northwoods Casino	\$1,389.05	\$4,625.95	\$13,217.00
Ocean Gaming Casino	\$3,883.25	\$13,591.38	\$38,832.50
The Brook	\$15,404.80	\$51,380.35	\$146,801.00
The Governor's Inn	\$870.90	\$2,857.75	\$8,165.00
The Poker Room at One Lafayette	\$6,485.48	\$20,736.10	\$59,246.00
The River Casino & Sports Bar	\$10,609.30	\$36,962.45	\$105,607.00

*Please Note: Any GOC Monthly Financial Reports and or State Revenue Invoices that are late and have not been submitted to the New Hampshire Lottery Commission, are not calculated into this graph or the amounts shown.