

# NEWSLETTER

LICENSING & ENFORCEMENT - MONTHLY NEWSLETTER

# JUNE

## BINGO LOT RULE OF THE MONTH:

Lot 7003.02(c)(1)a. - The individual signing the application is an official of the charitable organization authorized to sign the application on the organization's behalf.

---

## LUCKY 7 LOT RULE OF THE MONTH:

Lot 7103.04(b)(3) - The commission shall deny an application if the applicant has made a material false statement in the application or in any document that is submitted as part of the application process.

---

## GAMES OF CHANCE LOT RULE OF THE MONTH:

Lot 7206.02(f) - The charitable organization, or the game operator employer hired to act on the organization's behalf, shall submit any amendments to its game dates at least 3 days prior to the first amended game date.

## NEXT NH LOTTERY COMMISSION MEETING:

**Date: June 29, 2021**

**Time: 10:00 A.M.**

(Date and time are subject to change.)

For the commission meeting location, accessibility and agenda, please visit the "About Us" section on our website at [www.nhlottery.com](http://www.nhlottery.com).

---

## NH LOTTERY CLOSINGS:

No Closings in June

---


## LEGISLATIVE CHANGES:

No Legislative Changes Currently

---

"Believe you can and you're  
halfway there."  
(THEODORE ROOSEVELT)

# BINGO / LUCKY 7



## LICENSE RENEWALS FOR COMMERCIAL BINGO HALLS, LUCKY 7 MANUFACTURERS AND LUCKY 7 DISTRIBUTORS

It's that time of year! All commercial bingo hall, lucky 7 manufacturer and lucky 7 distributor licenses will be expiring June 30, 2021.

A renewal letter was mailed out on May 1st to all current licensees and included a list of all documents and fees that must be included with their renewal application.

To ensure you receive your license in a timely manner, please submit your renewal application as soon as possible.

Questions in regards to this topic? Call Licensing at (603)271-3391, option 2.

### BINGO BREAKDOWN AMOUNTS - JANUARY 2021 \*


<b>CATERGORY:</b>	<b>AMOUNT:</b>
Bingo Revenue (Sales, Winner Take All Collections, Other Revenue)	\$696,532.40
Bingo Expenses (Prizes Paid, Winner Take All Taxes, Other Expenses)	\$811,070.24
Bingo Net Profit / Loss	\$-114,537.84

### LUCKY 7 BREAKDOWN AMOUNTS - JANUARY 2021 \*

<b>CATERGORY:</b>	<b>AMOUNT:</b>
Lucky 7 Traditional Ticket Revenue	\$4,113,569.41
Lucky 7 Electronic Ticket Revenue	\$6,017,917.75
Total Lucky 7 Ticket Revenue	\$10,131,487.16
Lucky 7 Expenses (Prizes Paid, Deal Fees, License Fees, etc.)	\$9,149,377.94
Lucky 7 Net Profit / Loss	\$982,109.22

\* Please Note: Any Bingo/Lucky 7 Monthly Financial Reports that are late and have not been submitted to the New Hampshire Lottery Commission, are not calculated into these amounts shown.

# GAMES OF CHANCE



## OFFICERS AND MEMBERS LIST FORM

One of the supporting documents that are needed with a charitable organization application is a list of members. This requirement can be a bit confusing, so to make things more helpful, we have a form that covers all the necessary requirements for this portion of the application. An organization is not required to use this form but if they choose to submit their own document, all of the same information that is on our form **MUST** be on their members list. If any information is missing, the application will be returned requesting additional information. In addition, the NH Lottery should only be receiving one list of members per application. Please do not submit multiple lists or versions as we need one list with all the required information. If you would like a copy of the list of members form the NH Lottery created, please email [licensing@lottery.nh.gov](mailto:licensing@lottery.nh.gov).

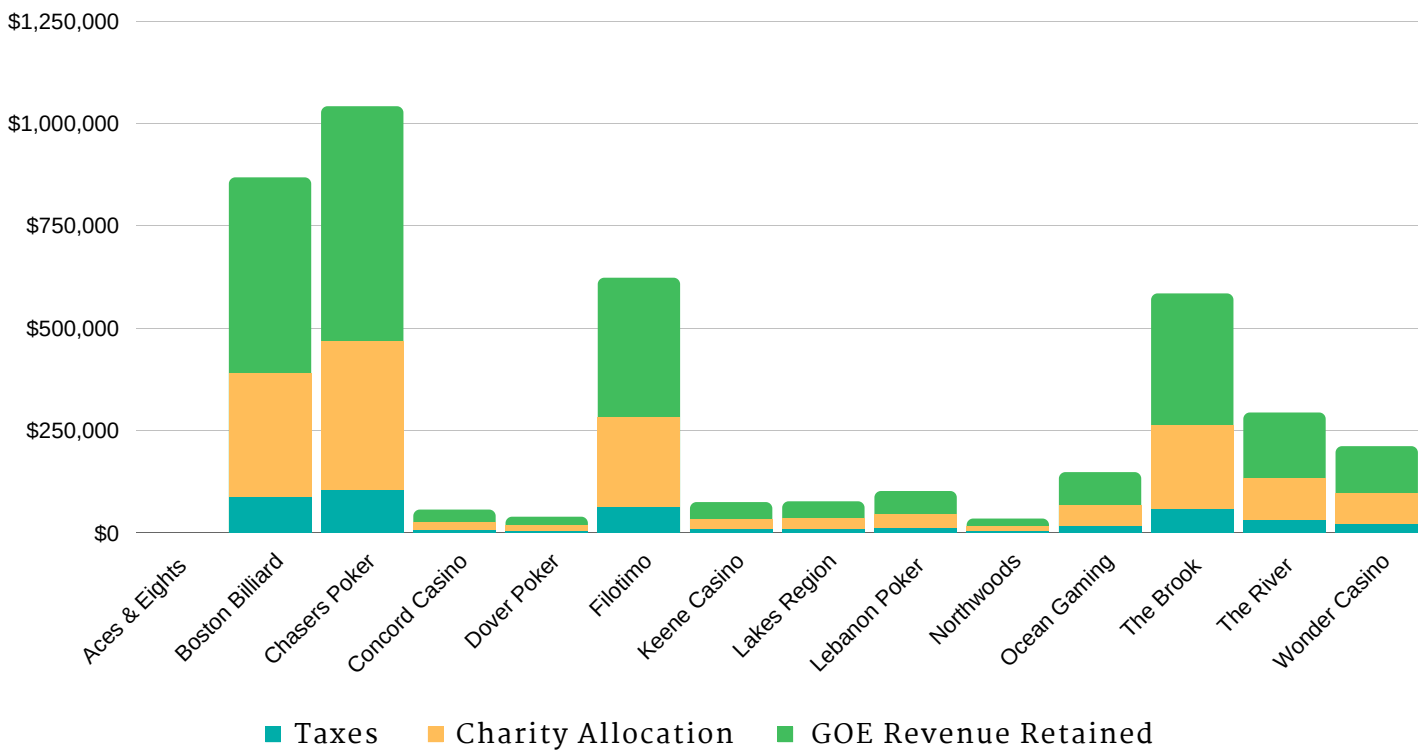
Questions in regards to this topic? Call Licensing at (603)271-3391, option 2.

## GOC STATE REVENUE AMOUNTS - APRIL 2021 \*

<b>GAME ROOM:</b>	<b>CHIPS W/ NO VALUE:</b>	<b>CHIPS W/ VALUE WITH RAKE:</b>	<b>CHIPS W/ VALUE WITHOUT RAKE:</b>
Aces & Eights Casino	CLOSED	CLOSED	CLOSED
Boston Billiard Club & Casino	\$ -	\$39,590.60	\$47,131.20
Chasers Poker Room	\$ -	\$61,411.80	\$42,685.45
Concord Casino	\$583.05	\$953.20	\$4,019.00
Dover Poker Room	\$ -	\$2,490.80	\$1,337.10
Filotimo	\$5,157.90	\$17,092.80	\$40,757.70
Keene Casino	\$806.10	\$3,689.00	\$3,046.20
Lakes Region Casino	\$810.90	\$1,853.70	\$4,959.48
Lebanon Poker Room	\$1,065.30	\$4,150.70	\$5,035.00
Northwoods Casino	\$585.60	\$824.90	\$1,949.20
Ocean Gaming at Hampton Beach	\$ -	\$1,078.60	\$13,641.70
The Brook	\$ -	\$25,687.20	\$32,686.44
The River Casino & Sports Bar	\$ -	\$ -	\$29,283.70
Wonder Casino	\$ -	\$4,392.10	\$16,668.25

\* Please Note: Any GOC Monthly Financial Reports and or State Revenue Invoices that are late and have not been submitted to the New Hampshire Lottery Commission, are not calculated into these amounts or graph (page 4) shown.

### GOC FACILITY BREAKDOWN - APRIL 2021 \*



### GOC FACILITY BREAKDOWN AMOUNTS - APRIL 2021 \*

GAME ROOM:	TOTAL TAX:	TOTAL CHARITY ALLOCATION:	TOTAL REVENUE AFTER PRIZES:
Aces & Eights Casino	CLOSED	CLOSED	CLOSED
Boston Billiard Club & Casino	\$86,721.80	\$303,526.30	\$867,218.00
Chasers Poker Room	\$104,097.25	\$364,340.38	\$1,040,972.50
Concord Casino	\$5,555.25	\$19,504.80	\$55,728.00
Dover Poker Room	\$3,827.90	\$13,397.65	\$38,279.00
Filotimo	\$63,008.40	\$217,723.45	\$622,067.00
Keene Casino	\$7,541.30	\$25,904.20	\$74,012.00
Lakes Region Casino	\$7,624.08	\$26,572.61	\$75,921.75
Lebanon Poker Room	\$10,251.00	\$35,366.45	\$101,047.00
Northwoods Casino	\$3,359.70	\$11,821.95	\$33,777.00
Ocean Gaming at Hampton Beach	\$14,720.30	\$51,521.05	\$147,203.00
The Brook	\$58,373.64	\$204,307.73	\$583,736.36
The River Casino & Sports Bar	\$29,283.70	\$102,492.95	\$292,837.00
Wonder Casino	\$21,060.35	\$73,711.23	\$210,603.50