



**NEW HAMPSHIRE LOTTERY COMMISSION  
INVESTIGATION & COMPLIANCE DIVISION**

# **GAMES OF CHANCE & HISTORIC HORSE RACING MARKET TRENDS REPORT**

**AUG**

**2022**

# GOC STATE REVENUE

## LICENSED GAME OPERATOR EMPLOYERS

GAMING LOCATION	CHIPS W/ NO VALUE	CHIPS W/ VALUE WITH RAKE	CHIPS W/ VALUE WITHOUT RAKE
Casablanca Casino, LLC	\$1,129.80	\$1,532.50	\$5,121.10
Concord Bingo Too, LLC	\$0.00	\$1,451.30	\$16,689.85
Dover Gaming, LLC	\$2,282.16	\$5,634.20	\$12,894.00
EESKAY NH, LLC	\$0.00	\$36,200.80	\$53,743.80
Granite State Poker Alliance, LLC	\$6,933.36	\$14,809.70	\$41,872.20
HBC Gaming, LLC	\$ -	\$ -	\$ -
Kymalimi, LLC	\$0.00	\$49,647.60	\$44,281.80
Lebanon Poker Room & Casino, LLC	\$777.30	\$2,498.70	\$6,212.00
NHCG, LLC - The Lucky Moose	\$0.00	\$0.00	\$28,406.20
NHCG, LLC - The River Casino	\$0.00	\$372.80	\$22,760.00
Northwoods Casino, LLC	\$461.40	\$156.20	\$1,909.60
Oceanfront Gaming, Inc.	\$0.00	\$615.00	\$20,447.10
RMH NH, LLC	\$0.00	\$18,950.20	\$58,461.55
Win Win Win, LLC	\$374.22	\$25.30	\$6,505.80
<b>MONTHLY TOTAL</b>	<b>\$11,958.24</b>	<b>\$131,894.30</b>	<b>\$319,305.00</b>

# GOC MONTHLY COMPARISON

## STATE REVENUE & CHARITY ALLOCATION

### STATE REVENUE

July '22 - \$460,419.00  
August '22 - \$463,157.54



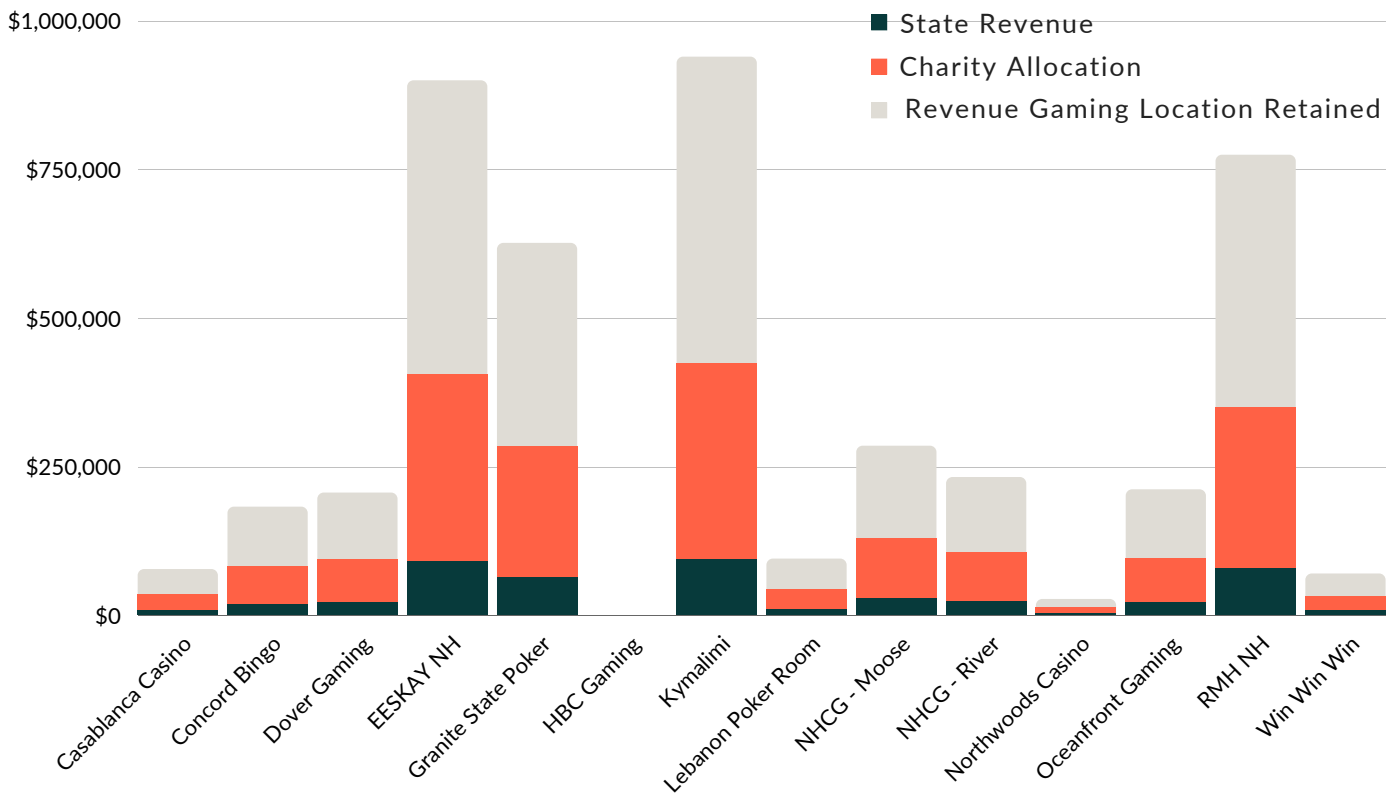
### CHARITY ALLOCATION

July '22 - \$1,605,790.62  
August '22 - \$1,615,653.28



**OVERALL  
0.6%  
INCREASE**

# GOC GAMING LOCATION BREAKDOWN



GAMING LOCATION	TOTAL STATE REVENUE	TOTAL CHARITY ALLOCATION	TOTAL REVENUE AFTER PRIZES
Casablanca Casino, LLC	\$7,783.40	\$26,713.40	\$76,324.00
Concord Bingo Too, LLC	\$18,141.15	\$63,494.04	\$181,411.50
Dover Gaming, LLC	\$20,810.36	\$71,803.90	\$205,154.00
EESKAY NH, LLC	\$89,944.60	\$314,806.10	\$899,466.00
Granite State Poker Alliance, LLC	\$63,615.26	\$218,978.55	\$625,653.00
HBC Gaming, LLC	\$ -	\$ -	\$ -
Kymalimi, LLC	\$93,929.40	\$328,752.91	\$939,294.00
Lebanon Poker Room & Casino, LLC	\$9,488.00	\$32,877.95	\$93,937.00
NHCG, LLC - The Lucky Moose	\$28,406.20	\$99,421.72	\$284,062.00
NHCG, LLC - The River Casino	\$23,132.80	\$80,964.81	\$231,328.01
Northwoods Casino, LLC	\$2,527.20	\$9,082.50	\$25,950.00
Oceanfront Gaming, Inc.	\$21,062.10	\$73,717.41	\$210,621.00
RMH NH, LLC	\$77,411.75	\$270,941.09	\$774,117.50
Win Win Win, LLC	\$6,905.32	\$24,098.90	\$68,854.00
<b>MONTHLY TOTAL</b>	<b>\$463,157.54</b>	<b>\$1,615,653.28</b>	<b>\$4,616,152.01</b>

# GOC MONTHLY COMPARISON

## TOURNAMENTS, CASH POKER, TABLE GAMES, ETC.

### Tournaments (Before Prizes Paid)

July '22  
\$431,711.00

August '22  
\$398,608.00



Decreased by  
7.67%

### Games With Rake (Cash Poker)

July '22  
\$1,418,427.00

August '22  
\$1,318,943.00



Decreased by  
7.01%

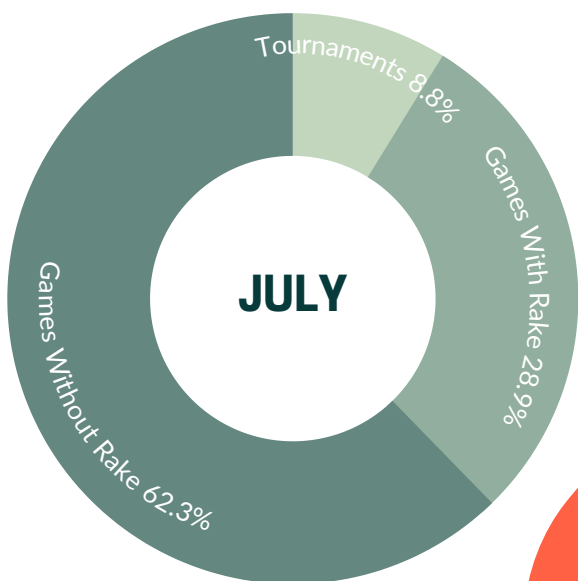
### Games Without Rake (Table Games, Roulette, Etc.)

July '22  
\$3,056,216.66

August '22  
\$3,193,050.01



Increased by  
4.48%



### Total Revenue From Games (Before Prizes Paid)

July '22  
\$4,906,354.66

August '22  
\$4,910,601.01



**OVERALL  
0.1%  
INCREASE**

# HHR MONTHLY COMPARISON

STATE REVENUE, BREAKAGE, CHARITY ALLOCATION, ETC.

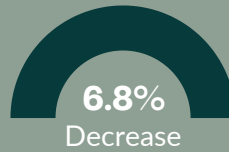
## STATE REVENUE

July '22 - \$395,395.40  
August '22 - \$438,219.07



## BREAKAGE

July '22 - \$12,298.67  
August '22 - \$11,468.19



## CHARITY ALLOCATION

July '22 - \$212,905.22  
August '22 - \$235,964.17



## HANDLE

July '22 - \$27,843,925.42  
August '22 - \$30,261,995.52



## COMMISSION

July '22 - \$2,433,202.48  
August '22 - \$2,696,732.74



**OVERALL  
8.9%  
INCREASE**

## DISCLAIMER

Any Games of Chance/Historic Horse Racing Monthly Financial Reports and or State Revenue Invoices that are late and have not been submitted to the NH Lottery Commission Investigation & Compliance Division, are not calculated into these amounts or graphs shown.