

# GAMES OF CHANCE & HISTORIC HORSE RACING GAMING REVENUE REPORT

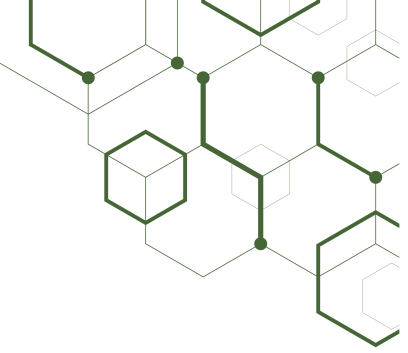
SEPT  
2024



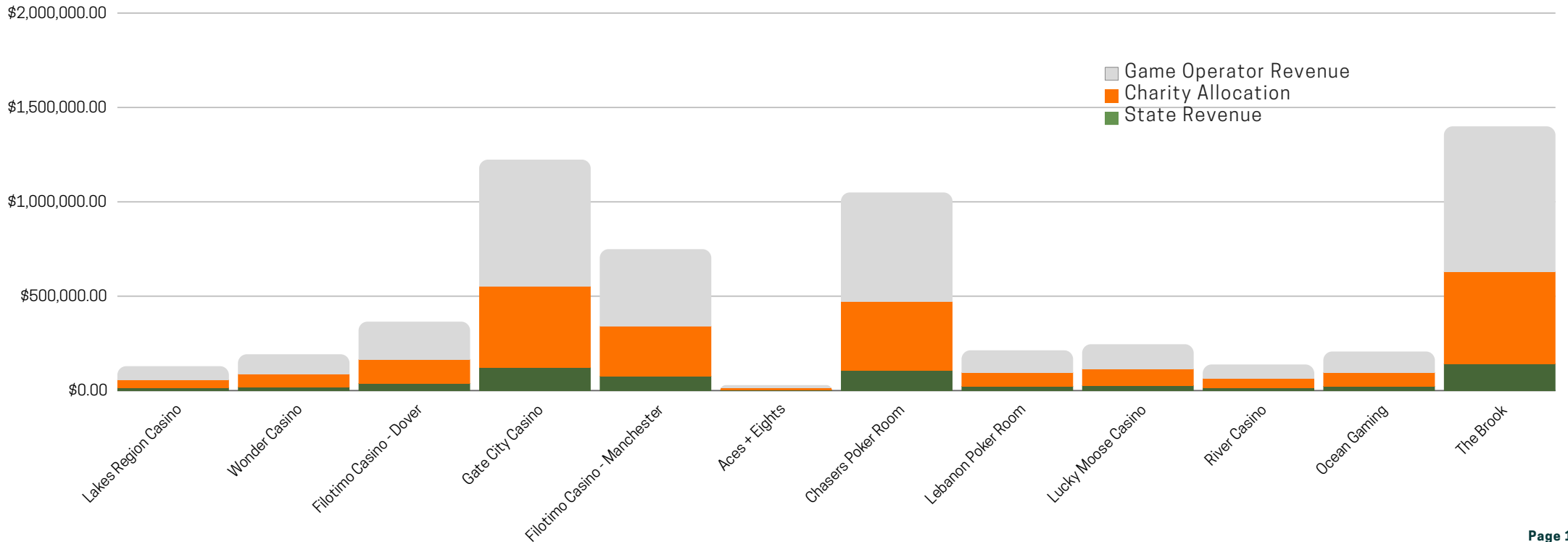
NEW HAMPSHIRE LOTTERY COMMISSION  
INVESTIGATION & COMPLIANCE DIVISION

# GAMES OF CHANCE

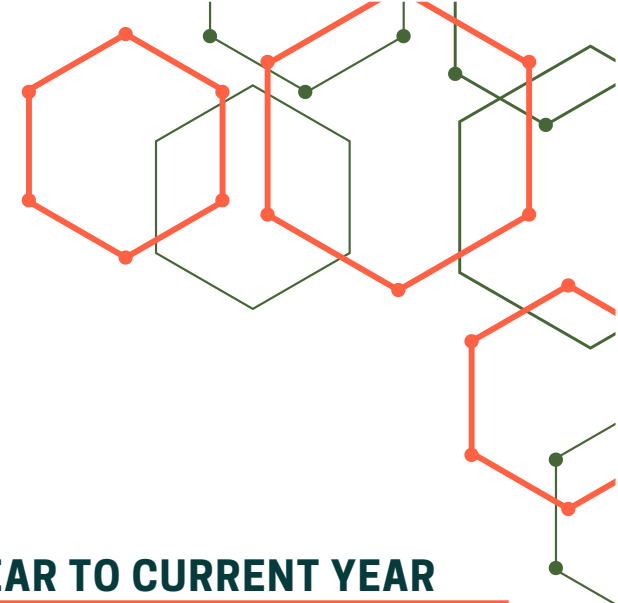
## TOTAL REVENUE



GAME ROOM	STATE REVENUE	CHARITY REVENUE	GAME OPERATOR REVENUE	TOTAL REVENUE
Lakes Region Casino	\$13,315	\$45,278	\$70,774	\$129,367
Wonder Casino	\$19,590	\$67,358	\$105,504	\$192,452
Filotimo Casino - Dover	\$36,635	\$127,842	\$200,785	\$365,262
Gate City Casino	\$123,307	\$428,303	\$672,112	\$1,223,722
Filotimo Casino - Manchester	\$77,308	\$262,307	\$409,833	\$749,448
Aces + Eights Casino	\$2,954	\$10,191	\$15,972	\$29,117
Chasers Poker Room	\$105,630	\$367,393	\$576,672	\$1,049,696
Lebanon Poker Room	\$21,961	\$74,699	\$116,766	\$213,426
Lucky Moose Casino	\$27,674	\$86,005	\$132,050	\$245,729
River Casino	\$14,730	\$48,427	\$75,206	\$138,363
Ocean Gaming	\$21,485	\$72,474	\$113,110	\$207,069
The Brook	\$140,014	\$490,048	\$770,076	\$1,400,137
<b>MONTHLY TOTAL</b>	<b>\$604,603</b>	<b>\$2,080,326</b>	<b>\$3,258,859</b>	<b>\$5,943,788</b>



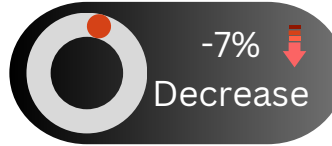
# GAMES OF CHANCE



## GAME OPERATOR REVENUE

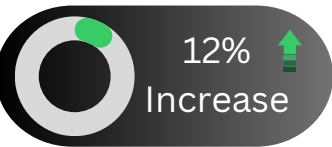
### PREVIOUS MONTH TO CURRENT MONTH

AUG 24 - \$3,484,701  
SEPT 24 - \$3,258,859



### CURRENT MONTH - PREVIOUS YEAR TO CURRENT YEAR

SEPT 23 - \$2,856,955  
SEPT 24 - \$3,258,859



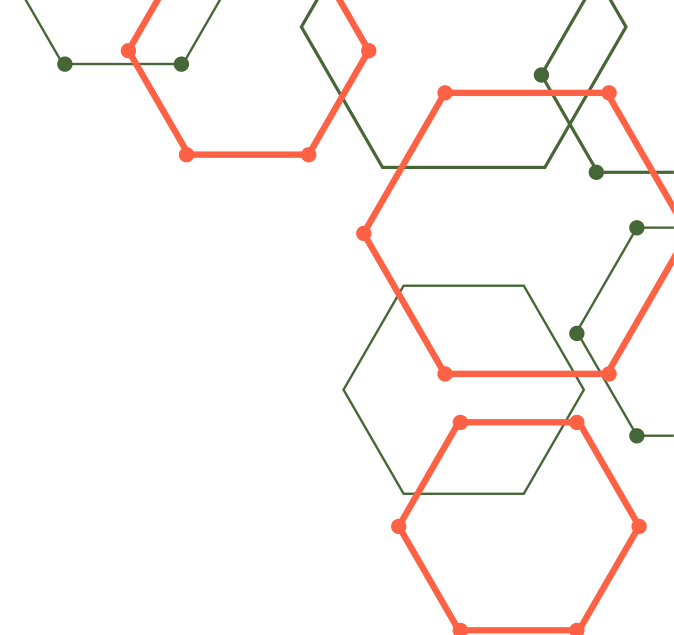
### YTD - PREVIOUS YEAR TO CURRENT YEAR

2023 - \$24,435,218  
2024 - \$29,621,823

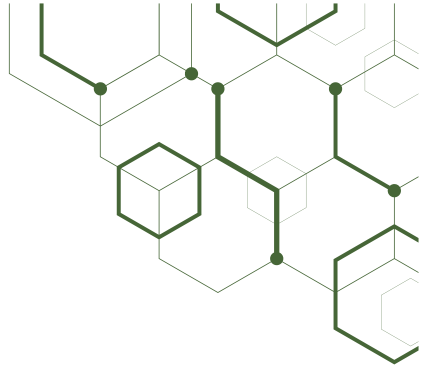


GAME ROOM	AUGUST	SEPTEMBER		SEPT '23	SEPT '24		2023 YTD	2024 YTD	
Lakes Region Casino	\$87,411	\$70,774	-24%	\$54,763	\$70,774	23%	\$435,601	\$615,002	29%
Wonder Casino	\$113,824	\$105,504	-8%	\$122,593	\$105,504	-16%	\$962,775	\$1,023,170	6%
Filotimo Casino - Dover	\$201,600	\$200,785	N/A	\$150,721	\$200,785	25%	\$1,151,836	\$1,460,102	21%
Gate City Casino	\$611,208	\$672,112	9%	\$456,694	\$672,112	32%	\$4,139,470	\$5,917,301	30%
Filotimo Casino - Manchester	\$449,018	\$409,833	-10%	\$369,996	\$409,833	10%	\$3,296,765	\$3,936,427	16%
Aces + Eights Casino	\$30,633	\$15,972	-92%	\$26,510	\$15,972	-66%	\$117,042	\$131,796	11%
Chasers Poker Room	\$536,920	\$576,672	7%	\$536,339	\$576,672	7%	\$4,572,927	\$5,296,191	14%
Lebanon Poker Room	\$139,832	\$116,766	-20%	\$79,419	\$116,766	32%	\$639,478	\$1,043,376	39%
Lucky Moose Casino	\$193,682	\$132,050	-47%	\$231,328	\$132,050	-75%	\$1,874,989	\$1,581,269	-19%
River Casino	\$77,350	\$75,206	-3%	\$116,602	\$75,206	-55%	\$1,155,048	\$676,760	-71%
Ocean Gaming	\$203,111	\$113,110	-80%	\$130,266	\$113,110	-15%	\$979,392	\$1,103,150	11%
The Brook	\$840,112	\$770,076	-9%	\$581,724	\$770,076	24%	\$5,109,896	\$6,837,279	25%

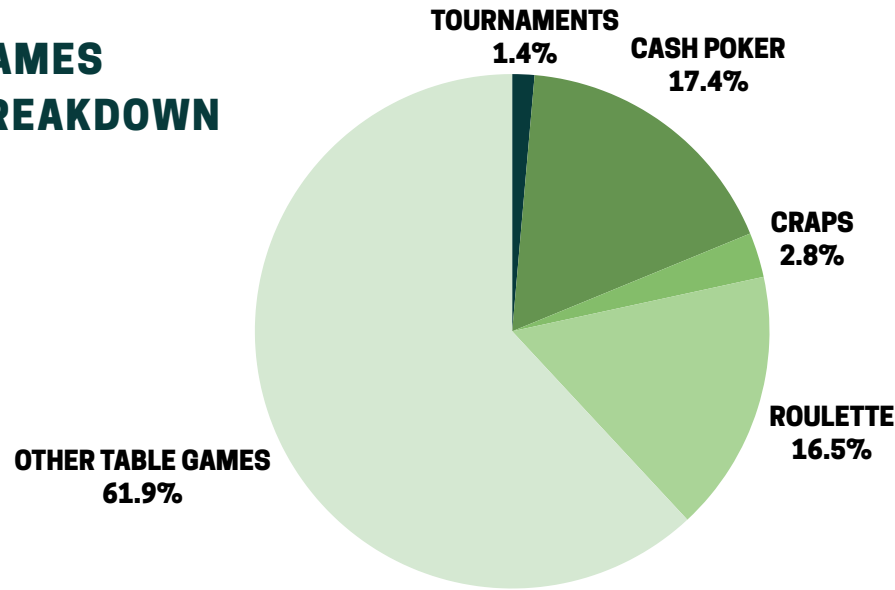
# GAMES OF CHANCE



## REVENUE BY GAME TYPE



### GAMES BREAKDOWN

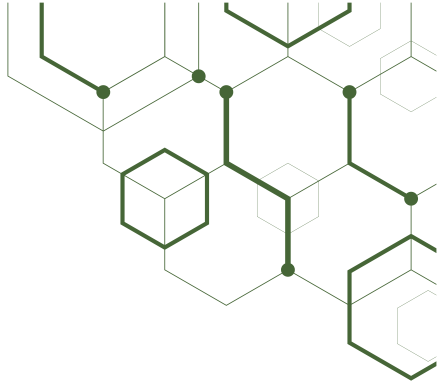


GAME ROOM	TOURNAMENTS	CASH POKER	CRAPS	ROULETTE	OTHER TABLE GAMES	TOTAL
Lakes Region Casino	\$12,386	\$13,053	\$-	\$24,376	\$79,552	\$129,367
Wonder Casino	\$-	\$6,785	\$-	\$18,956	\$166,711	\$192,452
Filotimo Casino - Dover	\$4,200	\$21,390	\$2,925	\$73,893	\$262,854	\$365,262
Gate City Casino	\$25,420	\$198,203	\$71,128	\$279,577	\$649,394	\$1,223,722
Filotimo Casino - Manchester	\$35,534	\$86,636	\$-	\$158,691	\$468,587	\$749,448
Aces + Eights Casino	\$-	\$7,281	\$-	\$11,435	\$10,401	\$29,117
Chasers Poker Room	\$-	\$468,637	\$-	\$153,276	\$427,783	\$1,049,696
Lebanon Poker Room	\$5,090	\$17,760	\$-	\$25,685	\$164,891	\$213,426
Lucky Moose Casino	\$-	\$-	\$-	\$290	\$245,439	\$245,729
River Casino	\$-	\$-	\$-	\$46,369	\$91,994	\$138,363
Ocean Gaming	\$-	\$-	\$8,374	\$42,879	\$155,816	\$207,069
The Brook	\$-	\$214,635	\$84,622	\$144,086	\$956,795	\$1,400,137
<b>MONTHLY TOTAL</b>	<b>\$82,630</b>	<b>\$1,034,380</b>	<b>\$167,049</b>	<b>\$979,513</b>	<b>\$3,680,216</b>	<b>\$5,943,788</b>

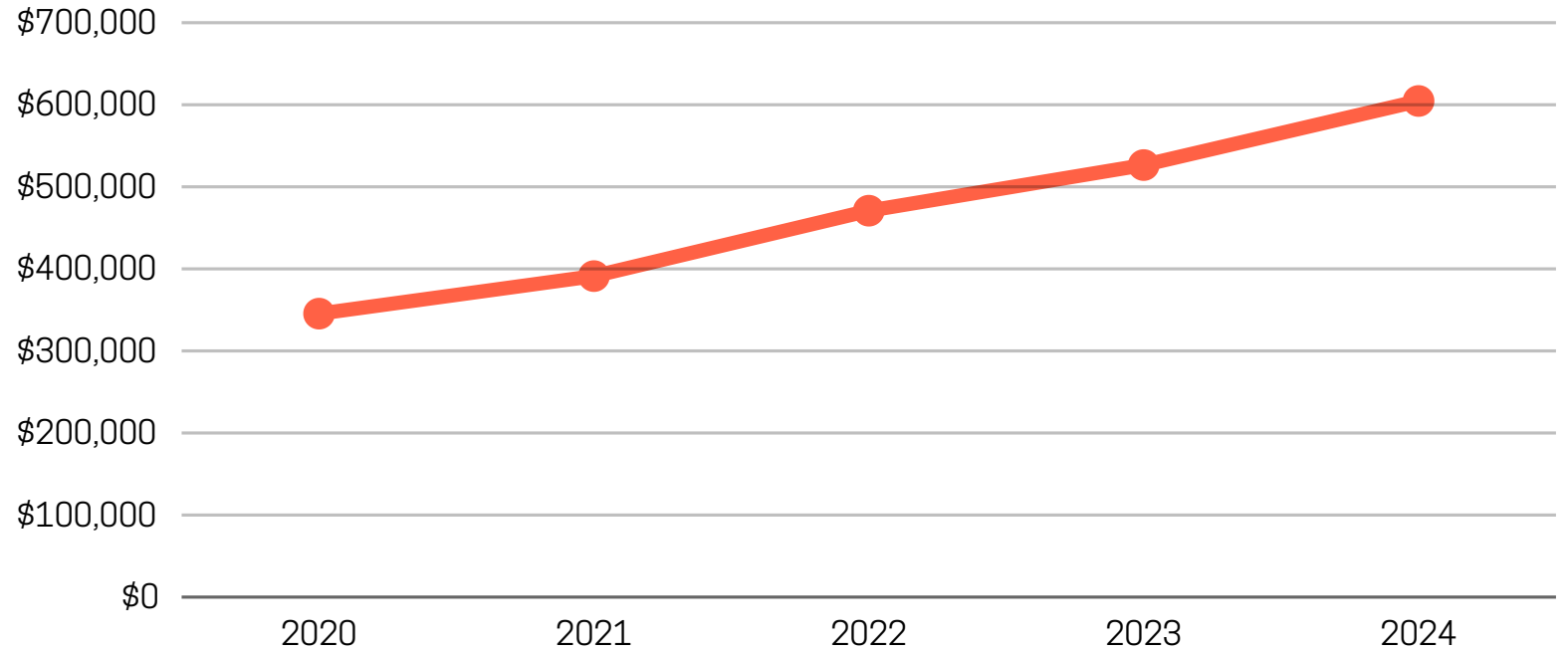
# GAMES OF CHANCE

## SEPTEMBER

### STATE REVENUE



#### TOTAL REVENUE FOR YEAR - ACTIVE GAME ROOMS

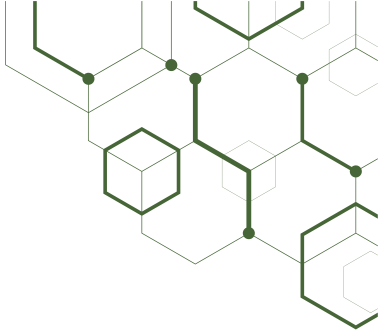


#### 5 YEAR COMPARISON - SEPTEMBER

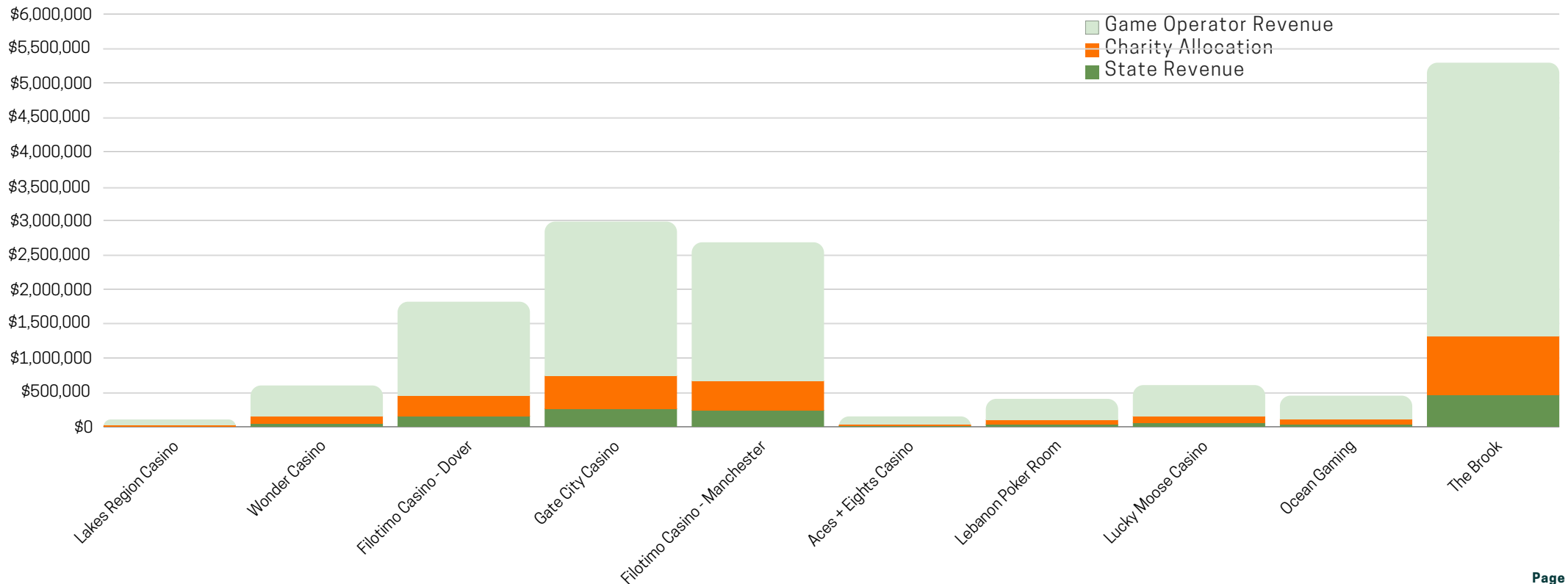
Sept	Lakes Region Casino	Wonder Casino	Filotimo Casino Dover	Gate City Casino	Filotimo Casino Manchester	Aces + Eights Casino	Chasers Poker Room	Lebanon Poker Room	Lucky Moose Casino	River Casino	Ocean Gaming	The Brook	Total
2024	\$13,315	\$19,590	\$36,635	\$123,307	\$77,308	\$2,954	\$105,630	\$21,961	\$27,674	\$14,730	\$21,485	\$140,014	\$604,603
2023	\$10,604	\$22,736	\$28,191	\$83,035	\$69,186	\$5,103	\$97,516	\$15,058	\$43,725	\$21,898	\$23,685	\$105,768	\$526,505
2022	\$5,968	\$17,886	\$17,281	\$97,189	\$76,295	\$1,565	\$90,923	\$11,246	\$29,547	\$22,243	\$16,979	\$83,771	\$470,890
2021	\$6,916	\$5,069	\$7,905	\$92,083	\$50,560	\$3,396	\$98,880	\$10,599	\$20,925	\$20,663	\$17,393	\$56,805	\$391,194
2020	\$5,891	\$11,269	\$2,349	\$88,420	\$57,817	\$1,105	\$83,425	\$8,251	\$-	\$21,937	\$14,833	\$50,144	\$345,441

# HISTORIC HORSE RACING

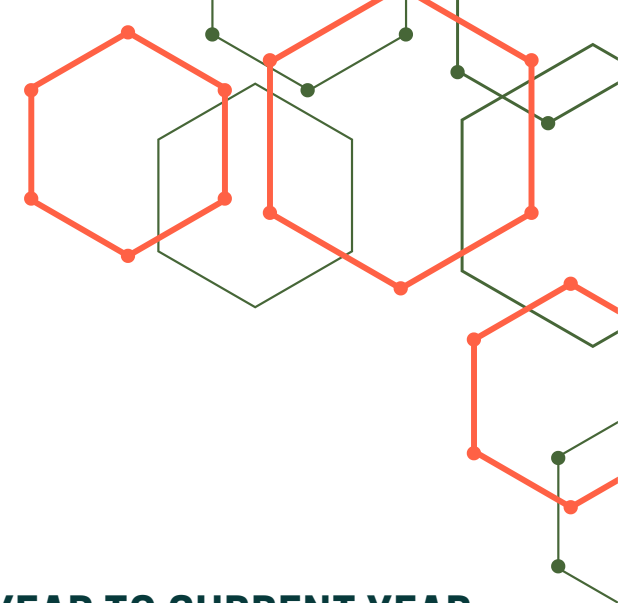
## TOTAL REVENUE



GAME ROOM	HANDLE	STATE REVENUE	CHARITY REVENUE	GAME OPERATOR REVENUE	TOTAL REVENUE
Lakes Region Casino	\$1,227,694	\$17,235	\$9,281	\$79,548	\$106,064
Wonder Casino	\$6,995,229	\$97,575	\$52,541	\$450,347	\$600,463
Filotimo Casino - Dover	\$20,859,630	\$295,483	\$159,106	\$1,363,768	\$1,818,358
Gate City Casino	\$33,732,472	\$484,775	\$261,033	\$2,237,425	\$2,983,234
Filotimo Casino - Manchester	\$30,703,388	\$435,811	\$234,667	\$2,011,435	\$2,681,914
Aces + Eights Casino	\$1,590,133	\$24,460	\$13,171	\$112,894	\$150,526
Lebanon Poker Room	\$4,483,065	\$65,957	\$35,515	\$304,415	\$405,887
Lucky Moose Casino	\$6,785,999	\$98,465	\$53,019	\$454,452	\$605,936
Ocean Gaming	\$4,927,959	\$73,499	\$39,576	\$339,224	\$452,299
The Brook	\$59,855,116	\$860,103	\$463,132	\$3,969,706	\$5,292,941
<b>MONTHLY TOTAL</b>	<b>\$171,160,684</b>	<b>\$2,453,363</b>	<b>\$1,321,042</b>	<b>\$11,323,216</b>	<b>\$15,097,621</b>



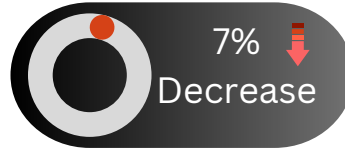
# HISTORIC HORSE RACING



## GAME OPERATOR REVENUE

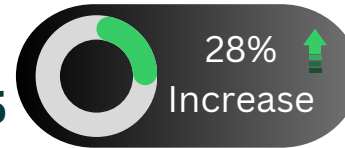
### PREVIOUS MONTH TO CURRENT MONTH

AUG 24 - \$12,108,375  
SEPT 24 - \$11,323,216



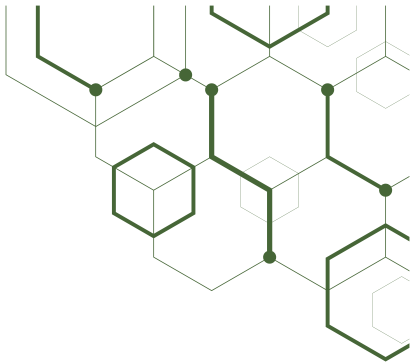
### CURRENT MONTH - PREVIOUS YEAR TO CURRENT YEAR

SEPT 23 - \$8,108,464  
SEPT 24 - \$11,323,216



### YTD - PREVIOUS YEAR TO CURRENT YEAR

2023 - \$56,104,640  
2024 - \$93,847,760



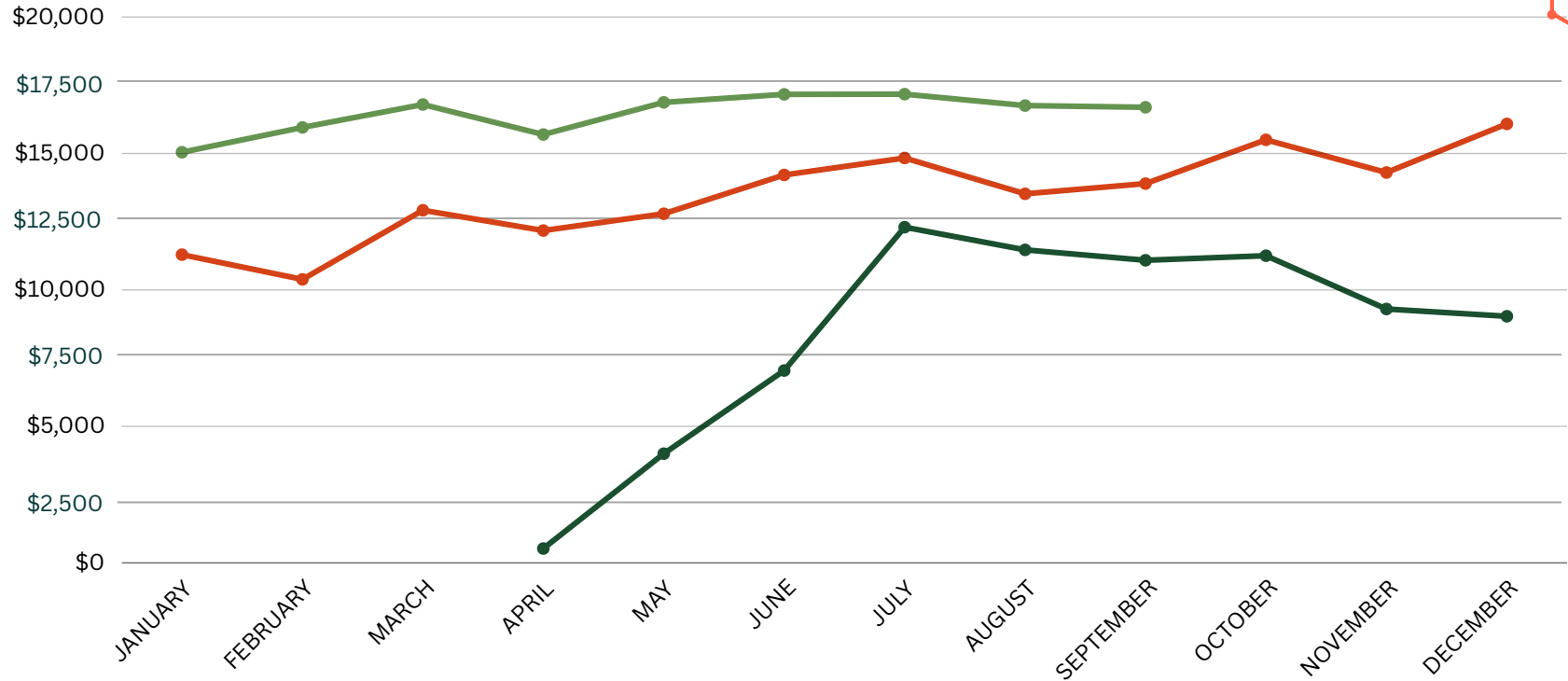
GAME ROOM	AUGUST	SEPTEMBER		SEPT '23	SEPT '24		2023 YTD	2024 YTD	
Lakes Region Casino	\$83,157	\$79,548	-5%	\$-	\$79,548	N/A	\$-	\$575,930	N/A
Wonder Casino	\$469,918	\$450,347	-4%	\$333,324	\$450,347	26%	\$2,003,934	\$3,997,036	50%
Filotimo Casino - Dover	\$1,421,650	\$1,363,768	-4%	\$1,114,453	\$1,363,768	18%	\$7,419,254	\$11,490,741	35%
Gate City Casino	\$2,341,277	\$2,237,425	-5%	\$1,289,859	\$2,237,425	42%	\$6,957,010	\$19,010,195	63%
Filotimo Casino - Manchester	\$2,208,145	\$2,011,435	-10%	\$1,471,960	\$2,011,435	27%	\$9,452,688	\$17,029,505	44%
Aces + Eights Casino	\$172,105	\$112,894	-52%	\$115,619	\$112,894	-2%	\$242,375	\$854,700	72%
Lebanon Poker Room	\$310,645	\$304,415	-2%	\$197,322	\$304,415	35%	\$1,384,969	\$2,463,665	44%
Lucky Moose Casino	\$506,426	\$454,452	-11%	\$423,455	\$454,452	7%	\$3,949,881	\$4,305,284	8%
Ocean Gaming	\$435,287	\$339,224	-28%	\$201,979	\$339,224	40%	\$1,820,222	\$2,390,511	24%
The Brook	\$4,159,765	\$3,969,706	-5%	\$2,960,495	\$3,969,706	25%	\$22,874,308	\$31,730,193	28%

# HISTORIC HORSE RACING

## ANNUAL BREAKAGE

2022 2023 2024

## BREAKAGE



## YEAR TO DATE

2022 2023 % CHANGE

January	\$-	\$11,292	N/A
February	\$-	\$10,387	N/A
March	\$-	\$12,919	N/A
April	\$525	\$12,176	+2219%
May	\$4,001	\$12,791	+219%
June	\$7,048	\$14,213	+101%
July	\$12,299	\$14,834	+21%
August	\$11,468	\$13,522	+15%
September	\$11,087	\$13,896	+20%

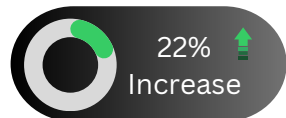
2022 - \$46,429  
2023 - \$116,029



2023 2024 % CHANGE

January	\$11,292	\$15,045	+33%
February	\$10,387	\$15,954	+54%
March	\$12,919	\$16,794	+30%
April	\$12,176	\$15,695	+29%
May	\$12,791	\$16,872	+32%
June	\$14,213	\$17,166	+21%
July	\$14,834	\$17,173	+16%
August	\$13,522	\$16,755	+19%
September	\$13,896	\$16,692	+17%

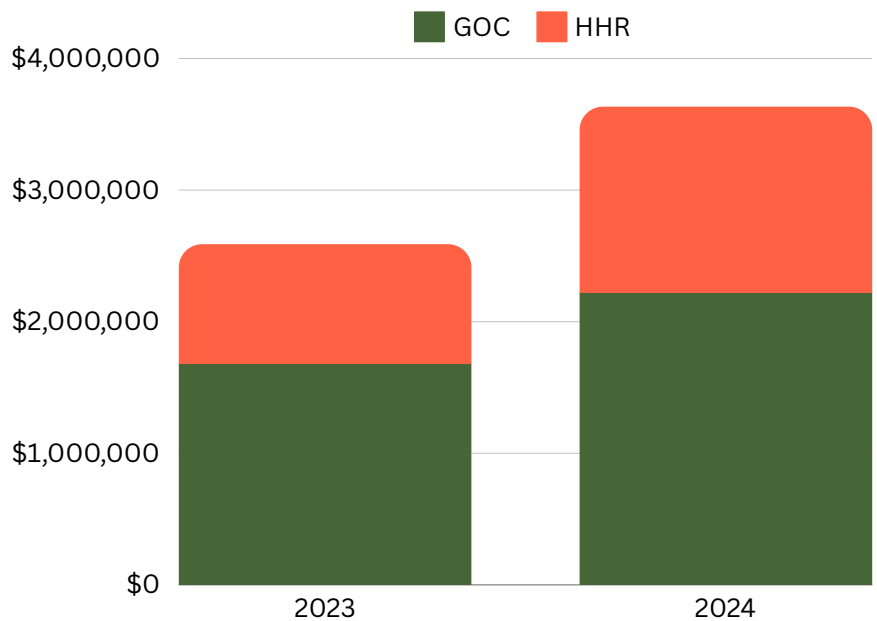
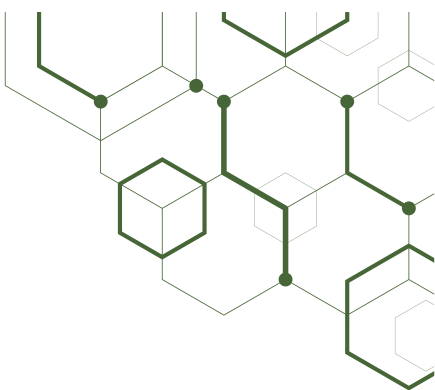
2023 - \$116,029  
2024 - \$148,146





# GAMES OF CHANCE & HISTORIC HORSE RACING

## CHARITY ALLOCATION



### CURRENT MONTH - PREVIOUS YEAR TO CURRENT YEAR



### YTD - PREVIOUS YEAR TO CURRENT YEAR



GAME ROOM	GAMES OF CHANCE			HISTORIC HORSE RACING			TOTAL		
	SEPT '23	SEPT '24		SEPT '23	SEPT '24		SEPT '23	SEPT '24	
Lakes Region Casino	\$25,198	\$45,278	44%	\$0	\$9,281	N/A	\$25,198	\$54,559	54%
Wonder Casino	\$55,754	\$67,358	17%	\$38,888	\$52,541	26%	\$94,642	\$119,899	21%
Filotimo Casino - Dover	\$53,587	\$127,842	58%	\$130,019	\$159,106	18%	\$183,606	\$286,948	36%
Gate City Casino	\$441,107	\$428,303	-3%	\$150,483	\$261,033	42%	\$591,591	\$689,336	14%
Filotimo Casino - Manchester	\$191,483	\$262,307	27%	\$171,729	\$234,667	27%	\$363,212	\$496,974	27%
Aces + Eights Casino	\$11,422	\$10,191	-12%	\$13,489	\$13,171	-2%	\$24,911	\$23,362	-7%
Chasers Poker Room	\$326,307	\$367,393	11%	\$-	\$-	N/A	\$326,307	\$367,393	11%
Lebanon Poker Room	\$43,373	\$74,699	42%	\$23,021	\$35,515	35%	\$66,393	\$110,214	40%
Lucky Moose Casino	\$125,605	\$86,005	-46%	\$49,403	\$53,019	7%	\$175,009	\$139,025	-26%
River Casino	\$56,577	\$48,427	-17%	\$-	\$-	N/A	\$56,577	\$48,427	-17%
Ocean Gaming	\$70,896	\$72,474	2%	\$23,564	\$39,576	40%	\$94,460	\$112,050	16%
The Brook	\$347,688	\$490,048	29%	\$345,391	\$463,132	25%	\$693,079	\$953,180	27%
	<b>\$1,748,997</b>	<b>\$2,080,326</b>		<b>\$945,987</b>	<b>\$1,321,042</b>		<b>\$2,694,984</b>	<b>\$3,401,367</b>	

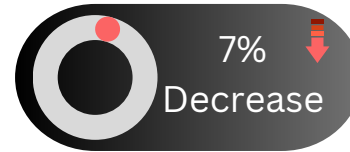
\*Charity Allocation is after Rental Payments

# GAMES OF CHANCE & HISTORIC HORSE RACING

## GAME OPERATOR REVENUE

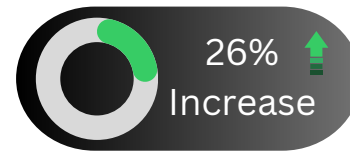
### PREVIOUS MONTH TO CURRENT MONTH

AUG '24 - \$15,593,076  
SEPT '24 - \$14,582,075



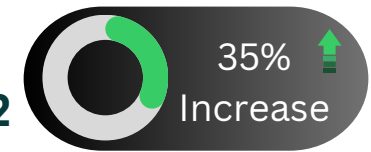
### CURRENT MONTH - PREVIOUS YEAR TO CURRENT YEAR

SEPT '23 - \$10,815,970  
SEPT '24 - \$14,582,075



### YTD - PREVIOUS YEAR TO CURRENT YEAR

2023 - \$80,636,858  
2024 - \$123,469,582



GAME ROOM	AUG	SEPT		SEPT '23	SEPT '24		2023 YTD	2024 YTD	
Lakes Region Casino	\$149,167	\$150,322	-13%	\$54,765	\$150,322	53%	\$532,601	\$1,190,932	55%
Wonder Casino	\$591,425	\$555,852	-5%	\$473,093	\$555,852	15%	\$2,966,709	\$5,020,206	41%
Filotimo Casino - Dover	\$1,504,060	\$1,564,553	-4%	\$1,204,037	\$1,564,553	23%	\$8,571,090	\$12,950,843	34%
Gate City Casino	\$2,749,445	\$2,909,537	-1%	\$1,627,963	\$2,909,537	44%	\$11,096,479	\$24,927,495	55%
Filotimo Casino - Manchester	\$2,363,349	\$2,421,268	-10%	\$1,768,709	\$2,421,268	27%	\$12,749,453	\$20,965,932	39%
Aces + Eights Casino	\$201,115	\$128,866	-57%	\$172,586	\$128,866	-34%	\$359,417	\$986,496	64%
Chasers Poker Room	\$578,723	\$576,672	7%	\$596,695	\$576,672	-3%	\$4,572,927	\$5,296,191	14%
Lebanon Poker Room	\$387,836	\$421,182	-7%	\$246,399	\$421,182	41%	\$2,024,447	\$3,507,041	42%
Lucky Moose Casino	\$666,454	\$586,502	-19%	\$663,366	\$586,502	-13%	\$5,824,870	\$5,886,553	1%
River Casino	\$39,855	\$75,206	-3%	\$114,849	\$75,206	-53%	\$1,155,048	\$676,760	-71%
Ocean Gaming	\$584,848	\$452,334	-41%	\$463,008	\$452,334	-2%	\$2,799,614	\$3,493,661	20%
The Brook	\$4,679,673	\$4,739,781	-5%	\$3,415,000	\$4,739,781	28%	\$27,984,204	\$38,567,472	27%

---

# DISCLAIMER

Any Games of Chance/Historic Horse Racing Monthly Financial Reports and/or State Revenue Invoices that have not been submitted to the NH Lottery Commission Investigation & Compliance Division, are not calculated into these amounts or graphs shown. Figures are shown as reported in State Revenue Invoices. These figures are subject to change should the Game Operator Employer submit a revision of their Monthly Financial Report.