

# GAMES OF CHANCE & HISTORIC HORSE RACING GAMING REVENUE REPORT

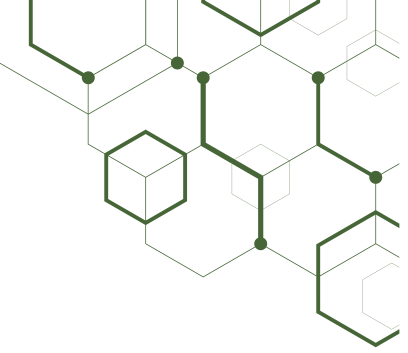
JULY  
2024



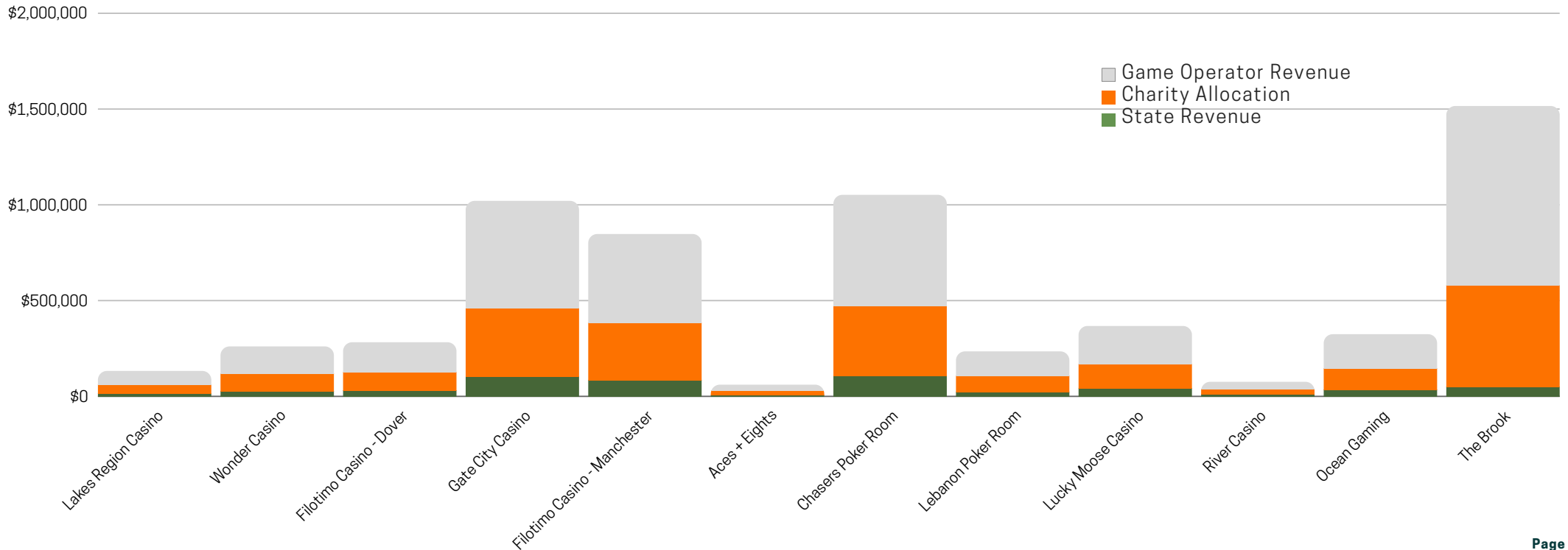
NEW HAMPSHIRE LOTTERY COMMISSION  
INVESTIGATION & COMPLIANCE DIVISION

# GAMES OF CHANCE

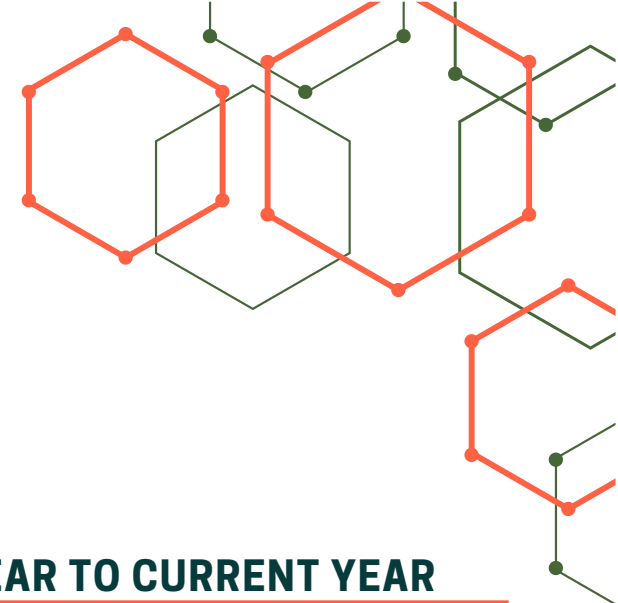
## TOTAL REVENUE



GAME ROOM	STATE REVENUE	CHARITY REVENUE	GAME OPERATOR REVENUE	TOTAL REVENUE
Lakes Region Casino	\$13,890	\$46,450	\$72,375	\$132,715
Wonder Casino	\$26,890	\$91,235	\$142,547	\$260,671
Filotimo Casino - Dover	\$28,882	\$98,867	\$154,729	\$282,478
Gate City Casino	\$102,314	\$357,245	\$561,142	\$1,020,701
Filotimo Casino - Manchester	\$85,282	\$296,672	\$465,680	\$847,634
Aces + Eights Casino	\$6,830	\$21,357	\$32,833	\$61,021
Chasers Poker Room	\$105,222	\$368,278	\$578,723	\$1,052,224
Lebanon Poker Room	\$23,816	\$82,196	\$128,834	\$234,846
Lucky Moose Casino	\$39,717	\$128,643	\$199,192	\$367,552
River Casino	\$9,537	\$26,596	\$39,855	\$75,988
Ocean Gaming	\$33,198	\$113,602	\$177,778	\$324,578
The Brook	\$50,029	\$530,608	\$935,387	\$1,516,024
<b>MONTHLY TOTAL</b>	<b>\$525,604</b>	<b>\$2,161,751</b>	<b>\$3,489,075</b>	<b>\$6,176,430</b>



# GAMES OF CHANCE



## GAME OPERATOR REVENUE

### PREVIOUS MONTH TO CURRENT MONTH

JUN 24 - \$3,265,807

JUL 24 - \$3,489,075



### CURRENT MONTH - PREVIOUS YEAR TO CURRENT YEAR

JUL 23 - \$3,050,893

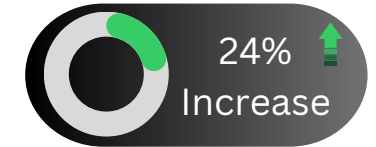
JUL 24 - \$3,489,075



### YTD - PREVIOUS YEAR TO CURRENT YEAR

2023 - \$18,529,942

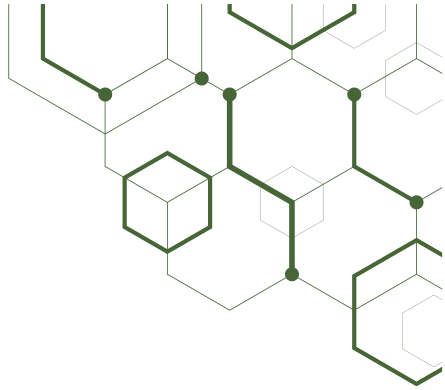
2024 - \$22,979,837



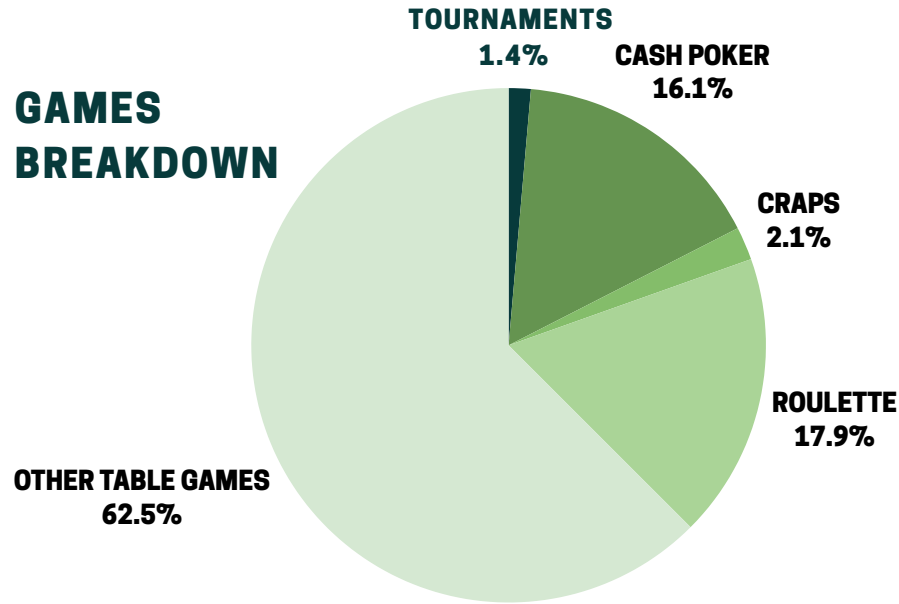
GAME ROOM	JUNE	JULY		JULY '23	JULY '24		2023 YTD	2024 YTD	
Lakes Region Casino	\$66,188	\$72,375	9.3%	\$71,769	\$72,375	0.8%	\$326,073	\$456,818	40.1%
Wonder Casino	\$127,897	\$142,547	11.5%	\$102,273	\$142,547	39.4%	\$740,407	\$803,842	8.6%
Filotimo Casino - Dover	\$167,924	\$154,729	-7.9%	\$168,588	\$154,729	-8.2%	\$859,506	\$1,057,718	23.1%
Gate City Casino	\$653,551	\$561,142	-14.1%	\$469,791	\$561,142	19.4%	\$3,167,939	\$4,633,980	46.3%
Filotimo Casino - Manchester	\$459,524	\$465,680	1.3%	\$373,426	\$465,680	24.7%	\$2,507,164	\$3,077,576	22.8%
Aces + Eights Casino	\$19,092	\$32,833	72.0%	\$38,381	\$32,833	-14.5%	\$44,702	\$85,191	90.6%
Chasers Poker Room	\$598,291	\$578,723	-3.3%	\$576,708	\$578,723	0.3%	\$3,439,893	\$4,182,599	21.6%
Lebanon Poker Room	\$87,365	\$128,834	47.5%	\$82,780	\$128,834	55.6%	\$499,370	\$786,778	57.6%
Lucky Moose Casino	\$131,412	\$199,192	51.6%	\$188,755	\$199,192	5.5%	\$1,415,394	\$1,255,537	-11.3%
River Casino	\$76,942	\$39,855	-48.2%	\$154,383	\$39,855	-74.2%	\$923,597	\$524,204	-43.2%
Ocean Gaming	\$156,158	\$177,778	13.8%	\$163,569	\$177,778	8.7%	\$696,624	\$786,929	13.0%
The Brook	\$721,464	\$935,387	29.7%	\$660,471	\$935,387	41.6%	\$3,909,273	\$5,328,665	36.3%

# GAMES OF CHANCE

## GAMES



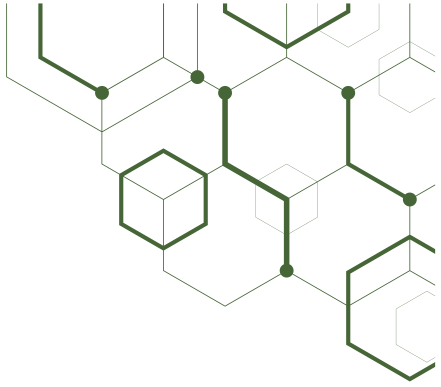
### GAMES BREAKDOWN



GAME ROOM	TOURNAMENTS	CASH POKER	CRAPS	ROULETTE	OTHER TABLE GAMES	TOTAL
Lakes Region Casino	\$18,122	\$12,157	\$-	\$42,162	\$60,274	\$102,436
Wonder Casino	\$-	\$8,854	\$-	\$20,587	\$231,230	\$251,817
Filotimo Casino - Dover	\$3,686	\$15,986	\$7,043	\$53,019	\$202,744	\$262,806
Gate City Casino	\$13,224	\$200,138	\$65,522	\$212,630	\$529,187	\$807,339
Filotimo Casino - Manchester	\$45,004	\$108,961	\$-	\$213,298	\$480,371	\$693,669
Aces + Eights Casino	\$-	\$6,040	\$-	\$36,212	\$18,769	\$54,981
Chasers Poker Room	\$-	\$395,877	\$-	\$135,091	\$521,256	\$656,347
Lebanon Poker Room	\$5,516	\$16,247	\$-	\$8,965	\$204,118	\$213,083
Lucky Moose Casino	\$-	\$-	\$-	\$134,131	\$233,421	\$367,552
River Casino	\$-	\$-	\$-	\$(107)	\$76,094	\$75,988
Ocean Gaming	\$-	\$-	\$9,716	\$89,861	\$225,001	\$324,578
The Brook	\$-	\$229,766	\$46,485	\$161,935	\$1,077,838	\$1,286,258
<b>MONTHLY TOTAL</b>	<b>\$85,552</b>	<b>\$994,026</b>	<b>\$128,765</b>	<b>\$1,107,785</b>	<b>\$3,860,302</b>	<b>\$5,096,852</b>

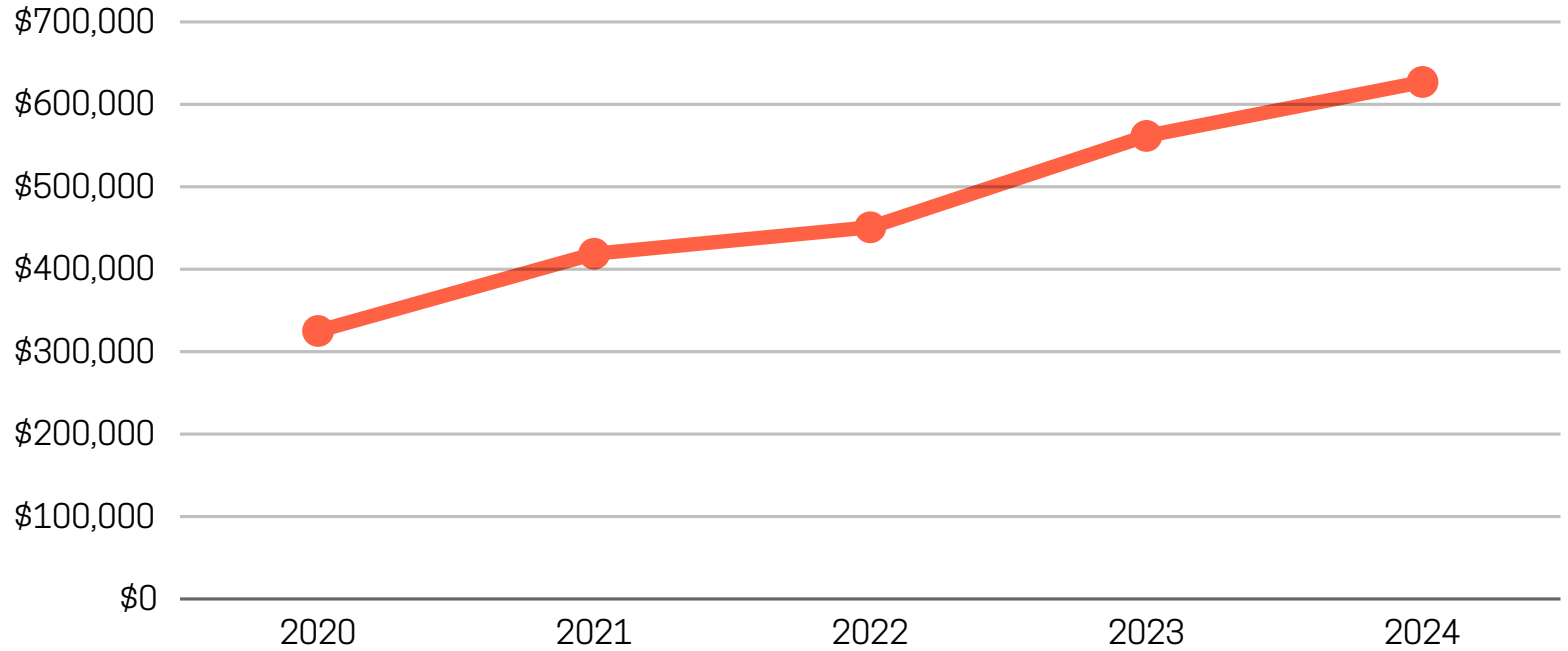
# GAMES OF CHANCE

## STATE REVENUE



## JULY

### TOTAL REVENUE FOR YEAR - ACTIVE GAME ROOMS

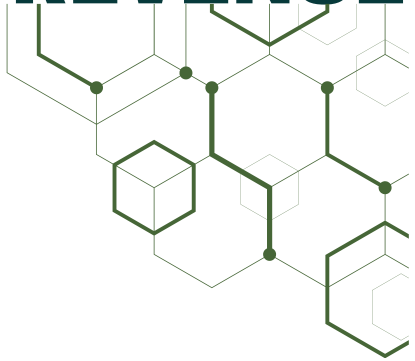


### 5 YEAR COMPARISON - JULY

July	Lakes Region Casino	Wonder Casino	Filotimo Casino Dover	Gate City Casino	Filotimo Casino Manchester	Aces + Eights Casino	Chasers Poker Room	Lebanon Poker Room	Lucky Moose Casino	River Casino	Ocean Gaming	The Brook	Total
2024	\$13,890	\$26,890	\$28,882	\$102,314	\$85,282	\$6,830	\$105,222	\$23,816	\$39,717	\$9,537	\$33,198	\$151,602	\$627,178
2023	\$13,207	\$19,244	\$30,875	\$85,934	\$69,074	\$7,354	\$104,856	\$16,081	\$36,735	\$28,518	\$29,740	\$120,086	\$561,701
2022	\$5,153	\$24,065	\$16,258	\$78,049	\$65,734	\$7,775	\$97,392	\$8,343	\$29,094	\$22,323	\$23,351	\$73,318	\$450,854
2021	\$10,173	\$7,683	\$4,954	\$89,350	\$59,449	\$8,573	\$103,656	\$10,793	\$10,290	\$28,132	\$24,085	\$61,638	\$418,775
2020	\$7,560	\$8,885	\$1,429	\$77,577	\$49,702	\$7,277	\$91,081	\$9,920	\$-	\$19,890	\$18,001	\$33,761	\$325,083

# HISTORIC HORSE RACING

## TOTAL REVENUE



### GAME ROOM

GAME ROOM	HANDLE
Lakes Region Casino	\$1,187,168
Wonder Casino	\$7,045,921
Filotimo Casino - Dover	\$20,708,221
Gate City Casino	\$31,982,192
Filotimo Casino - Manchester	\$29,437,215
Aces + Eights Casino	\$2,364,081
Lebanon Poker Room	\$3,823,028
Lucky Moose Casino	\$7,070,047
Ocean Gaming	\$5,910,819
The Brook	\$57,138,649

### MONTHLY TOTAL

### HANDLE

HANDLE
\$1,187,168
\$7,045,921
\$20,708,221
\$31,982,192
\$29,437,215
\$2,364,081
\$3,823,028
\$7,070,047
\$5,910,819
\$57,138,649

**\$166,667,341**

### STATE REVENUE

\$16,638
\$97,257
\$292,355
\$474,132
\$411,161
\$36,461
\$56,117
\$101,240
\$88,198
\$833,270

**\$2,406,830**

### CHARITY REVENUE

\$8,959
\$52,369
\$157,422
\$255,302
\$221,395
\$19,633
\$30,217
\$54,514
\$47,491
\$448,684

**\$1,295,986**

### GAME OPERATOR REVENUE

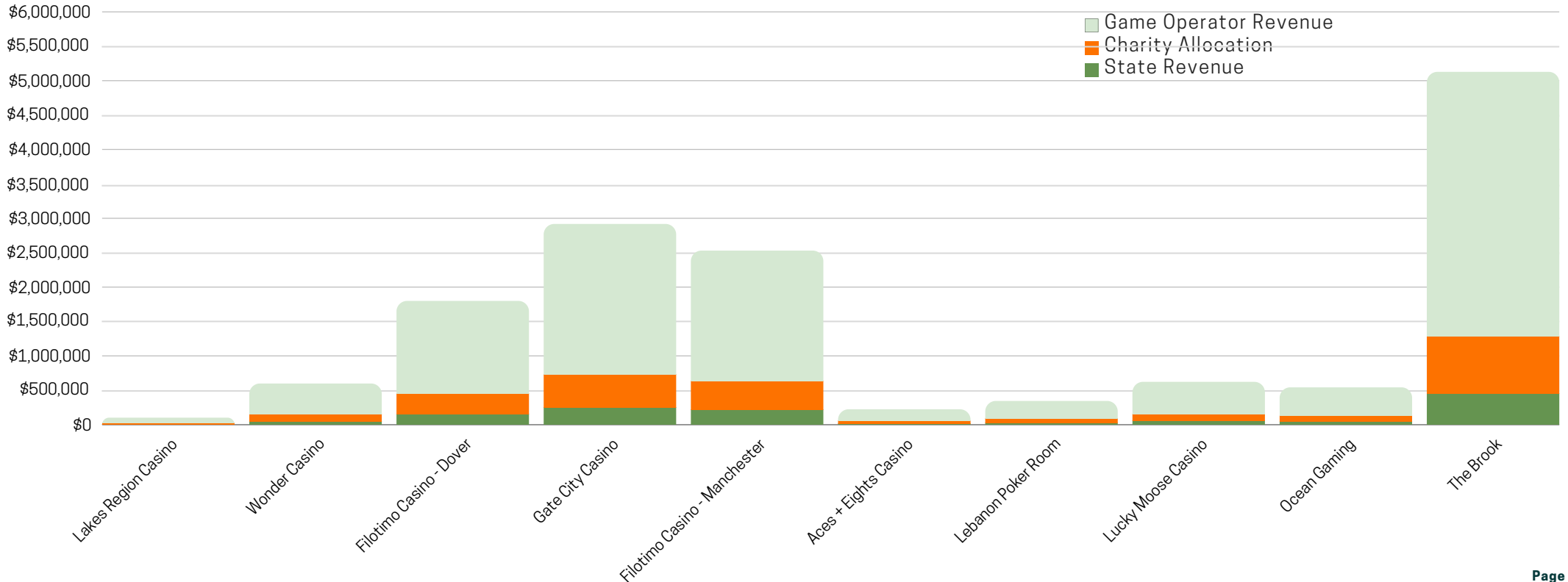
\$76,792
\$448,879
\$1,349,330
\$2,188,303
\$1,897,668
\$168,281
\$259,002
\$467,262
\$407,070
\$3,845,860

**\$11,108,447**

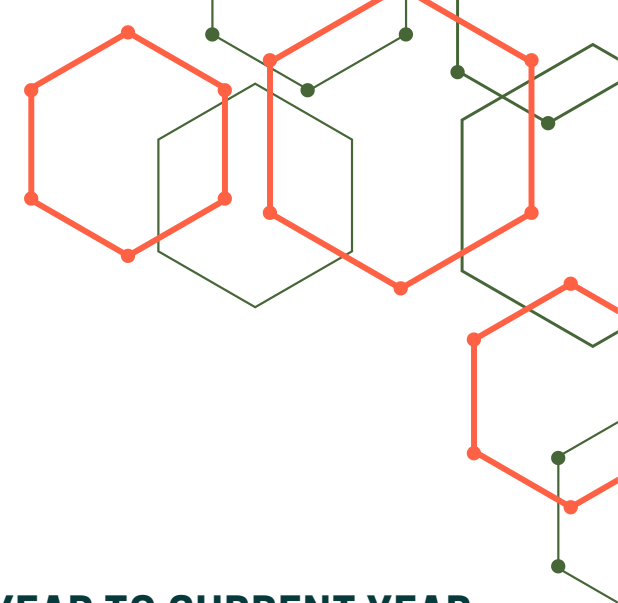
### TOTAL REVENUE

\$102,389
\$598,505
\$1,799,107
\$2,917,737
\$2,530,224
\$224,375
\$345,336
\$623,016
\$542,760
\$5,127,814

**\$14,811,263**



# HISTORIC HORSE RACING



## GAME OPERATOR REVENUE

### PREVIOUS MONTH TO CURRENT MONTH

JUN 24 - \$10,728,627  
JUL 24 - \$11,108,447



### CURRENT MONTH - PREVIOUS YEAR TO CURRENT YEAR

JUL 23 - \$7,497,080  
JUL 24 - \$11,108,447



### YTD - PREVIOUS YEAR TO CURRENT YEAR

2023 - \$40,244,029  
2024 - \$70,416,169



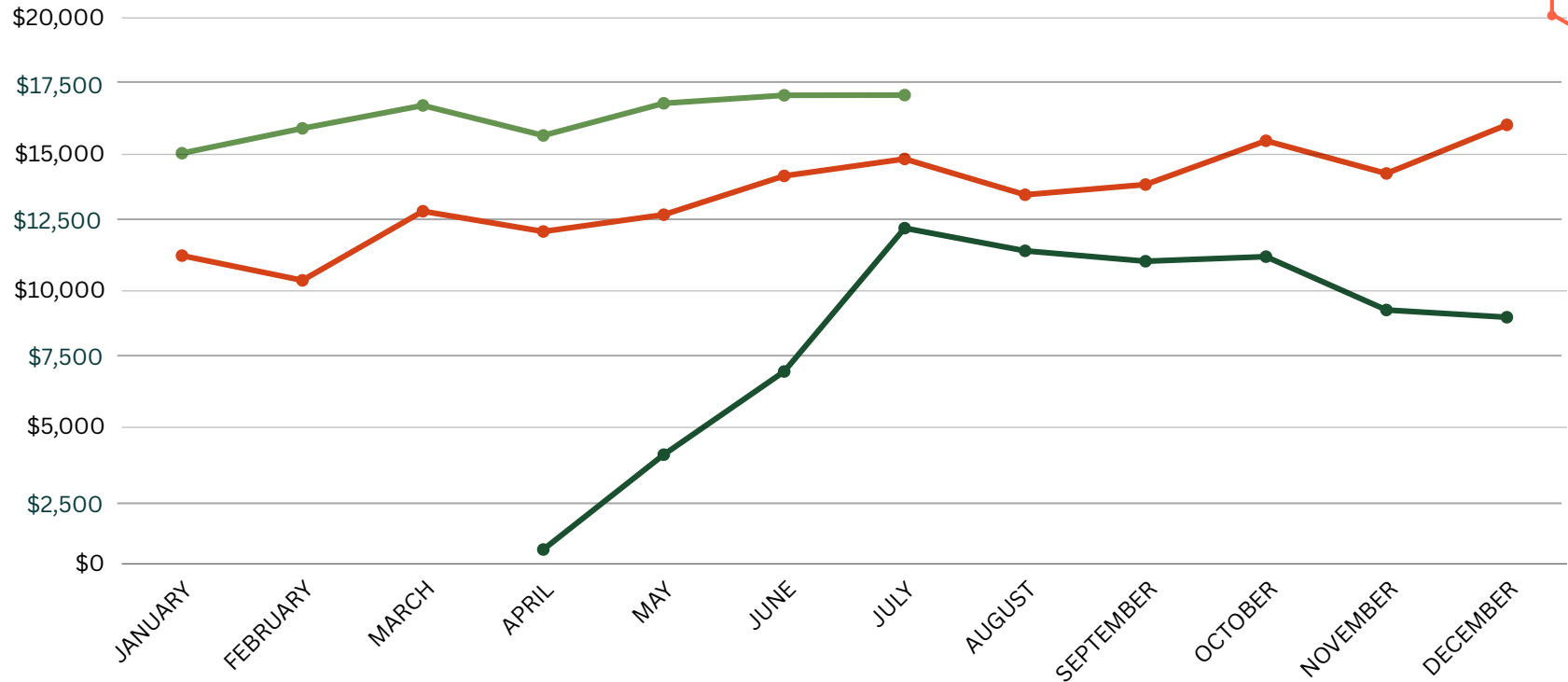
GAME ROOM	JUNE	JULY		JULY '23	JULY '24		2023 YTD	2024 YTD	
Lakes Region Casino	\$70,559	\$76,792	8.8%	\$-	\$76,792	N/A	\$-	\$413,226	N/A
Wonder Casino	\$472,423	\$448,879	-5.0%	\$284,565	\$448,879	57.7%	\$1,297,292	\$3,076,770	137.2%
Filotimo Casino - Dover	\$1,254,474	\$1,349,330	7.6%	\$994,180	\$1,349,330	35.7%	\$5,242,374	\$8,705,322	66.1%
Gate City Casino	\$2,189,716	\$2,188,303	-0.1%	\$969,761	\$2,188,303	125.7%	\$4,554,025	\$14,431,493	216.9%
Filotimo Casino - Manchester	\$1,782,012	\$1,897,668	6.5%	\$1,262,976	\$1,897,668	50.3%	\$6,631,623	\$12,809,924	93.2%
Aces + Eights Casino	\$131,477	\$168,281	28.0%	\$-	\$168,281	N/A	\$-	\$569,701	N/A
Lebanon Poker Room	\$267,711	\$259,002	-3.3%	\$219,033	\$259,002	18.2%	\$1,001,937	\$1,848,605	84.5%
Lucky Moose Casino	\$497,318	\$467,262	-6.0%	\$432,074	\$467,262	8.1%	\$3,091,327	\$3,344,406	8.2%
Ocean Gaming	\$322,429	\$407,070	26.3%	\$325,761	\$407,070	25.0%	\$1,307,738	\$1,616,000	23.6%
The Brook	\$3,740,508	\$3,845,860	2.8%	\$3,008,730	\$3,845,860	27.8%	\$17,117,713	\$23,600,722	37.9%

# HISTORIC HORSE RACING

## ANNUAL BREAKAGE

2022 2023 2024

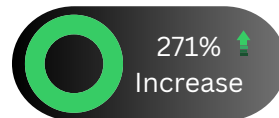
## BREAKAGE



## YEAR TO DATE

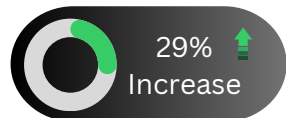
	2022	2023	% CHANGE
January	\$-	\$11,292	N/A
February	\$-	\$10,387	N/A
March	\$-	\$12,919	N/A
April	\$525	\$12,176	+2219%
May	\$4,001	\$12,791	+219%
June	\$7,048	\$14,213	+101%
July	\$12,299	\$14,834	+20.6%
<b>TOTAL</b>	<b>\$11,574</b>	<b>\$88,612</b>	

2022 - \$23,873  
2023 - \$88,612



	2023	2024	% CHANGE
January	\$11,292	\$15,045	+33%
February	\$10,387	\$15,954	+54%
March	\$12,919	\$16,794	+30%
April	\$12,176	\$15,695	+29%
May	\$12,791	\$16,872	+32%
June	\$14,213	\$17,166	+21%
July	\$14,834	\$17,173	+16%
<b>TOTAL</b>	<b>\$88,612</b>	<b>\$114,699</b>	

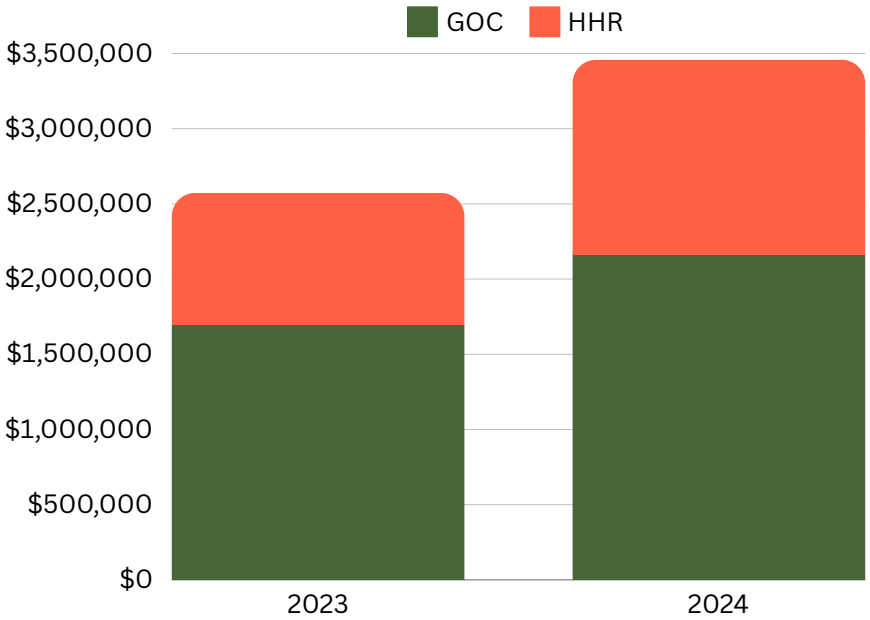
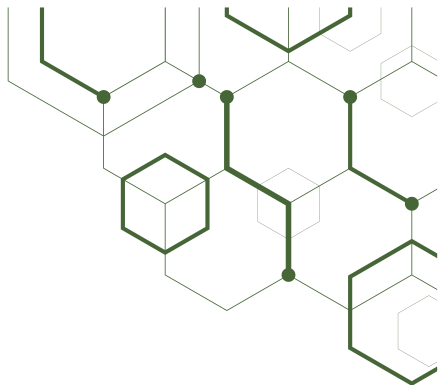
2023 - \$88,612  
2024 - \$114,699





# GAMES OF CHANCE & HISTORIC HORSE RACING

## CHARITY ALLOCATION



### CURRENT MONTH - PREVIOUS YEAR TO CURRENT YEAR



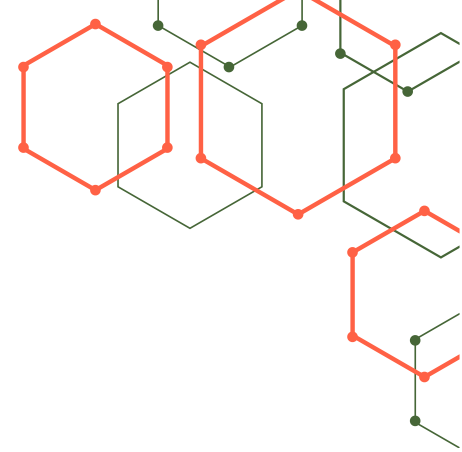
### YTD - PREVIOUS YEAR TO CURRENT YEAR



GAME ROOM	GAMES OF CHANCE			HISTORIC HORSE RACING			TOTAL		
	JULY '23	JULY '24		JULY '23	JULY '24		JULY '23	JULY '24	
Lakes Region Casino	\$34,756	\$46,450	34%	\$-	\$8,959	N/A	\$34,756	\$55,409	59%
Wonder Casino	\$42,182	\$91,235	116%	\$33,199	\$52,369	58%	\$75,382	\$143,604	91%
Filotimo Casino - Dover	\$60,903	\$98,867	62%	\$115,988	\$157,422	36%	\$176,891	\$256,289	45%
Gate City Casino	\$283,736	\$357,245	26%	\$113,139	\$255,302	126%	\$396,875	\$612,547	54%
Filotimo Casino - Manchester	\$191,769	\$296,672	55%	\$147,347	\$221,395	50%	\$339,116	\$518,067	53%
Aces + Eights Casino	\$20,576	\$21,357	4%	\$-	\$19,633	N/A	\$20,576	\$40,990	99%
Chasers Poker Room	\$351,496	\$368,278	5%	\$-	\$-	N/A	\$351,496	\$368,278	5%
Lebanon Poker Room	\$45,733	\$82,196	80%	\$25,554	\$30,217	18%	\$71,286	\$112,413	58%
Lucky Moose Casino	\$98,168	\$128,643	31%	\$50,409	\$54,514	8%	\$148,576	\$183,157	23%
River Casino	\$79,885	\$26,596	-67%	\$-	\$-	N/A	\$79,885	\$26,596	-67%
Ocean Gaming	\$91,689	\$113,602	24%	\$38,005	\$47,491	25%	\$129,695	\$161,094	24%
The Brook	\$397,050	\$530,608	34%	\$351,019	\$448,684	28%	\$748,068	\$979,292	31%
	<b>\$1,697,943</b>	<b>\$2,161,749</b>		<b>\$874,660</b>	<b>\$1,295,986</b>		<b>\$2,572,602</b>	<b>\$3,457,736</b>	

\*Charity Allocation is after Rental Payments

# GAMES OF CHANCE & HISTORIC HORSE RACING



## GAME OPERATOR REVENUE

### PREVIOUS MONTH TO CURRENT MONTH

JUN '24 - \$13,994,434  
JUL '24 - \$14,495,949



### CURRENT MONTH - PREVIOUS YEAR TO CURRENT YEAR

JUL '23 - \$10,547,972  
JUL '24 - \$14,495,949



### YTD - PREVIOUS YEAR TO CURRENT YEAR

2023 - \$58,773,969  
2024 - \$93,294,432



GAME ROOM	JUNE	JULY		JULY '23	JULY '24		2023 YTD	2024 YTD	
Lakes Region Casino	\$136,747	\$149,167	8.3%	\$71,769	\$149,167	51.9%	\$326,073	\$870,044	62.5%
Wonder Casino	\$600,320	\$591,425	-1.5%	\$386,838	\$591,425	34.6%	\$2,037,699	\$3,880,612	47.5%
Filotimo Casino - Dover	\$1,422,398	\$1,504,060	5.4%	\$1,162,769	\$1,504,060	22.7%	\$6,101,879	\$9,763,040	37.5%
Gate City Casino	\$2,843,267	\$2,749,445	-3.4%	\$1,439,551	\$2,749,445	47.6%	\$7,721,964	\$19,065,473	59.5%
Filotimo Casino - Manchester	\$2,241,536	\$2,363,349	5.2%	\$1,636,401	\$2,363,349	30.8%	\$9,138,787	\$15,887,500	42.5%
Aces + Eights Casino	\$150,568	\$201,115	25.1%	\$38,381	\$201,115	80.9%	\$44,702	\$654,892	93.2%
Chasers Poker Room	\$598,291	\$578,723	-3.4%	\$576,708	\$578,723	0.3%	\$3,439,893	\$4,182,599	17.8%
Lebanon Poker Room	\$355,076	\$387,836	8.4%	\$301,812	\$387,836	22.2%	\$1,501,307	\$2,635,383	43.0%
Lucky Moose Casino	\$628,729	\$666,454	5.7%	\$620,829	\$666,454	6.8%	\$4,506,721	\$4,599,943	2.0%
River Casino	\$76,942	\$39,855	-93.1%	\$154,383	\$39,855	-287.4%	\$923,597	\$524,204	-76.2%
Ocean Gaming	\$478,587	\$584,848	18.2%	\$489,330	\$584,848	16.3%	\$2,004,362	\$2,402,929	16.6%
The Brook	\$4,461,972	\$4,679,673	4.7%	\$3,669,201	\$4,679,673	21.6%	\$21,026,986	\$28,827,813	27.1%

---

# DISCLAIMER

Any Games of Chance/Historic Horse Racing Monthly Financial Reports and/or State Revenue Invoices that have not been submitted to the NH Lottery Commission Investigation & Compliance Division, are not calculated into these amounts or graphs shown. Figures are shown as reported in State Revenue Invoices. These figures are subject to change should the Game Operator Employer submit a revision of their Monthly Financial Report.